

TECHNICAL MANUAL

**ORGANIZATIONAL, DIRECT AND GENERAL  
SUPPORT MAINTENANCE REPAIR PARTS  
AND SPECIAL TOOLS LIST  
GENERATOR SET, 7.5 KW, 28 V DC, GED,  
AIR COOLED, 2 WHEEL MTD,  
PNEUMATIC TIRES  
(JOHN R. HOLLINGSWORTH MODEL JHGV7.5A)  
FSN 6115-074-6396**

This copy is a reprint which includes current  
pages from Change 1.

---

HEADQUARTERS, DEPARTMENT OF THE ARMY  
APRIL 1971



**Changes in force: C 1 and C2**

**TM5-6115-440-24P  
C 2**

CHANGE

HEADQUARTERS

DEPARTMENT OF THE ARMY

WASHINGTON, D. C., 26 February 1991

NO. 2

Organizational, Direct and General Support Maintenance  
Repair Parts and Special Tools List

**GENERATOR SET, 7.5 KW, 28 V DC, GED,  
AIR COOLED, 2 WHEEL MTD., PNEUMATIC TIRES  
(JOHN R. HOLLINGSWORTH MODEL JHGV7.5A)  
NSN 611540-074-6396**

Approved for public release; distribution is unlimited

TM 5-6115-440-24P, 12 April 1971, is changed as follows:

page vi, paragraph 8, line 5. The address should be changed to read: Commander, U.S. Army Troop Support Command, ATTN: AMSTR-MMTS, 4300 Goodfellow Blvd., St. Louis, MO 63120-1 798.

Page 1, under "07-Battery," change column 1 to "6140-00-557-3873."

Page 7, Figure 7, Item 7. In column 2, change NSN to "6140-00-557-3873."

Page 26, Figure 7, Item 7. In column 2, change NSN to "6140-00-557-3873."

**By Order of the Secretary of the Army:**

**CARL E. VUONO**

*General, United States Army  
Chief of Staff*

Official:

**THOMAS F. SIKORA**

*Brigadier General, United States Army*

*The Adjutant General*

DISTRIBUTION:

To be distributed in accordance with DA Form 12-25E, (qty rqr block no. 3837)

CHANGE }  
No. 1 }

HEADQUARTERS  
DEPARTMENT OF THE ARMY  
WASHINGTON, D.C., 21 October 1983

Organizational, Direct and General Support Maintenance  
Repair Parts and Special Tools List

GENERATOR SET, 7.5 KW, 28 V DC, GED, AIR  
COOLED, 2 WHEEL MTD., PNEUMATIC TIRES  
(JOHN R. HOLLINGSWORTH MODEL JHGv7.5A)  
NSN 6115-00-074-6396

TM 5-6115-440-24P, 12 April 1971, is changed as follows:

Page 1, under "GROUP 01-BATTERY", change Column 1 to "6140-00-406-2633".

Page 2, GROUP 10, Line 1, Column 3a, change "2" to "4".

Page 7, Figure 7, Item 7, change as follows:

In Column 2, change NSN to "6140-00-406-2633" .

In Column 3, change REF NUMBER to "BB638U" and MFR CODE to "(61349)".

page 9, Figure 11, Item 11, Column 2, add NSN "5330-00-878-0134".

Page 12, Figure 15, Item 11, change as follows:

In Column 2, change NSN to "2990-00-816-5714".

In Column 3, change REF NUMBER to "VE435E".

Page 12, Figure 15, Item 20, change Column 2 to "2910-00-999-8964".

Page 26, Figure 7, Item 7, change as follows:

In Column 2, change NSN to "6140-00-406-2633" .

In Column 3, change REF NUMBER to "BB638U" and MFR CODE to "(61349)".

Page 34, Figure 13. After Item 10, add new items as follows:

XAFZZ . . .ADAPTER, SUBASSEMBLY, 4860-13, (02032) . . .EA . . .1....13 . . .10A.

PAFZZ. . .WASHER, SPRING WAVE, 4860-73, (02032) . . .EA . . .1....13.. ..10B.

PAFZZ . . . .3110-00-144-8673.. ..BEARING, BALL, ANNULAR, P206KDD, (21335) . . .EA . . .1....  
13. ..10C.

PAFZZ. . .SHAFT, STUB, 4860-6, (02032) . . .EA . . .1....13.. ..10D.

PAFZZ. . . .5365-00-804-2772. . .RING, RETAINING, MS16625-1244, (96906) . . .EA . . .1....  
13.. ..10E.

Page 38, Figure 15, Item 11, change as follows:

In Column 2, change NSN to "2990-00-816-5714".  
In Column 3, change REF NUMBER to "VE435E".

Page 38, Figure 15, Item 20, change Column 2 to "2910-00-999-8964".

Page 42, Figure 17. After Item 31, add new item as follows:

XBHZZ.. ..SEAL, OIL, CORK, HF261, (66289) . . ..EA. ...1....17.. ..32.

Page 64. Figure 13 is changed as follows .

Page 68. Figure 17 is changed as follows.

All changes, additions, or deletions of National Stock Numbers, manufacturers codes or reference numbers within this change should be appropriately reflected in the index.

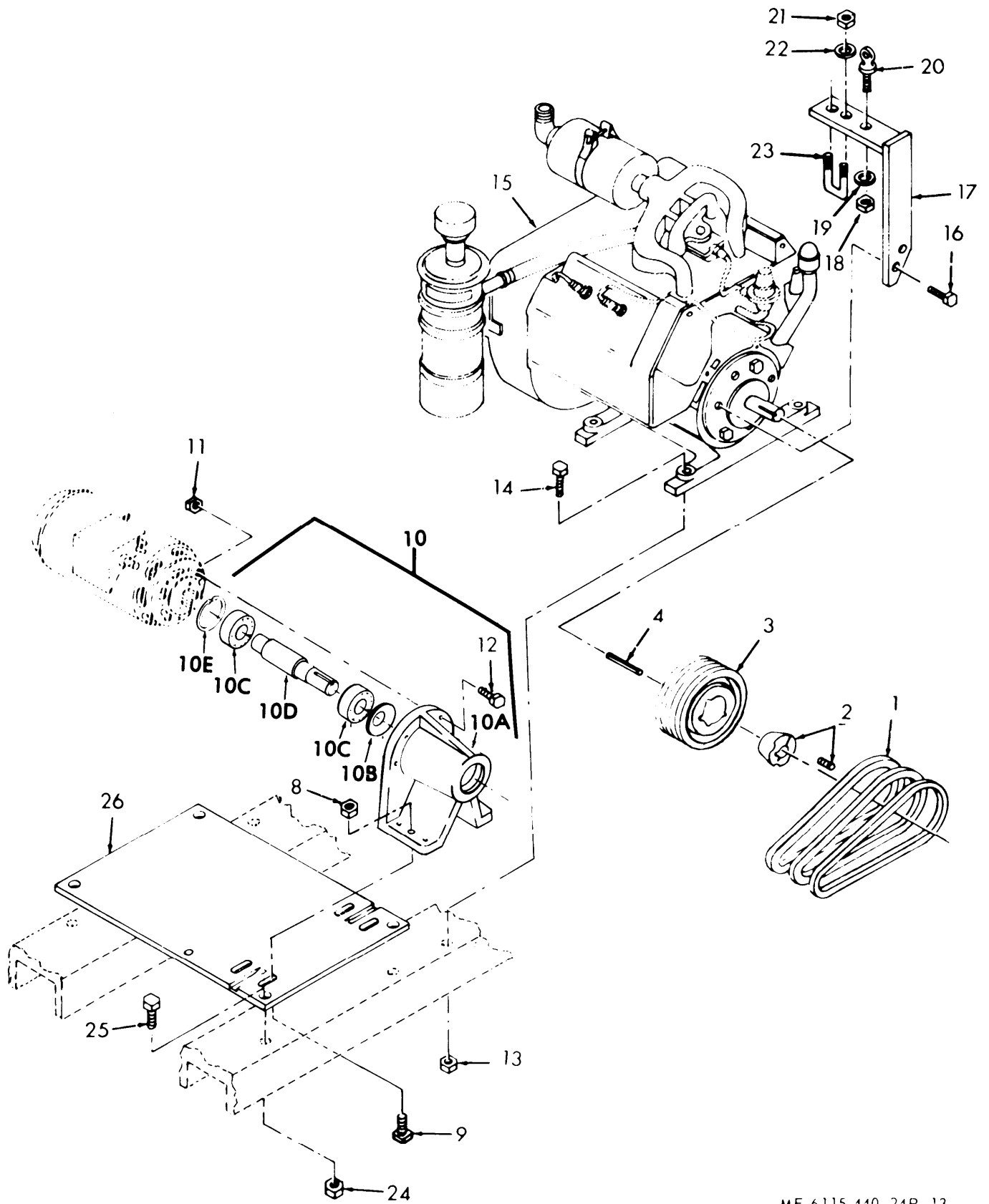
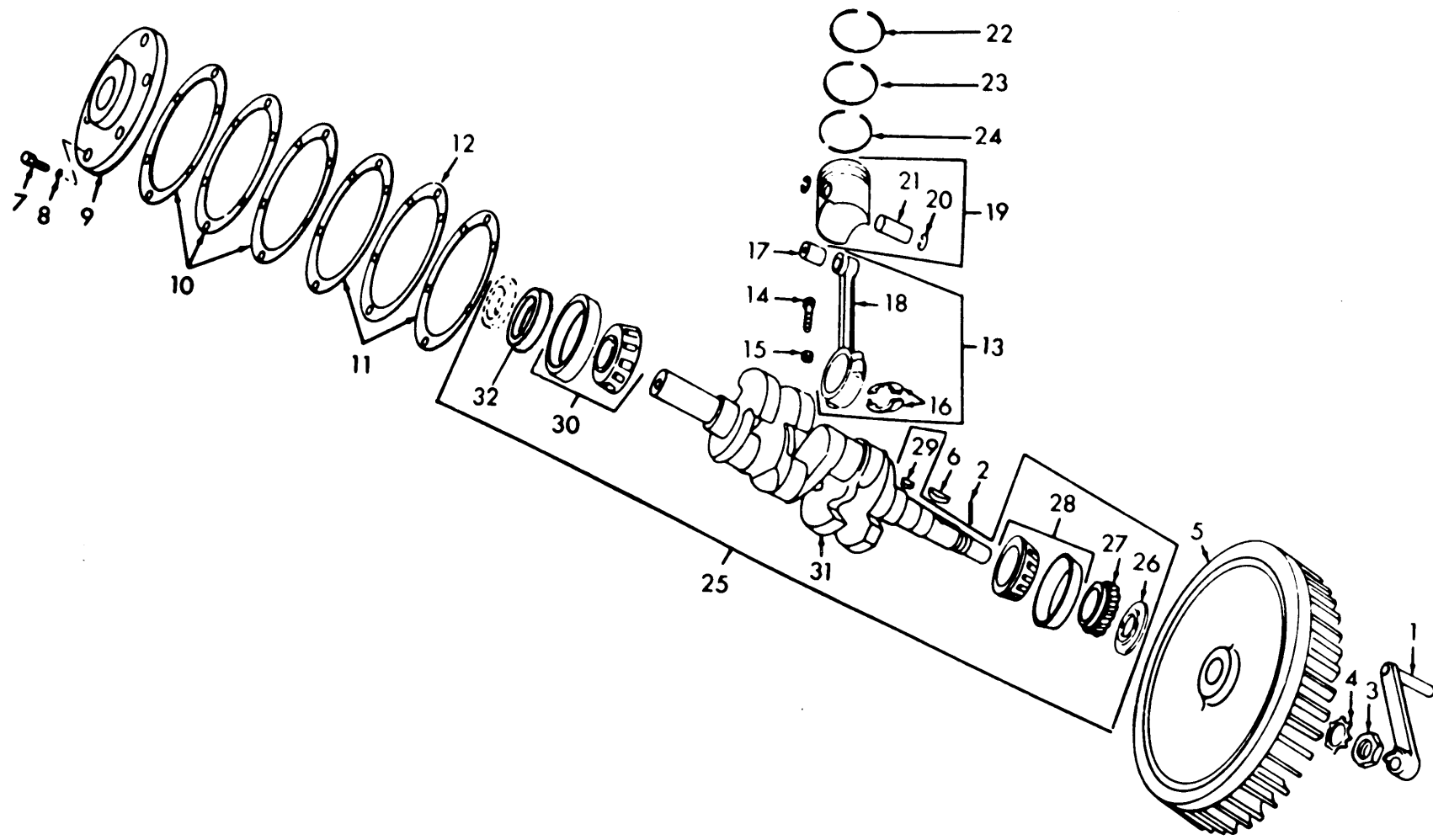


Figure 13. Engine



ME 6115-440-24P/17

Figure 17. Crankshft, Piston and Connecting Rod.

**By Order of the Secretary of the Army:**

**JOHN A. WICKHAM, JR.**  
*General, United States Army*  
*Chief of Staff*

Official:

**ROBERT M. JOYCE**  
*Major General, United States Army*  
*The Adjutant General*

**DISTRIBUTION:**

To be distributed in accordance with DA Form 12-25D, Organizational Maintenance Requirements for Generator Sets, Engine Driven 7.5 KW, D.C.





TECHNICAL MANUAL }  
 No. 5-6115-440-24P }

HEADQUARTERS  
 DEPARTMENT OF THE ARMY  
 WASHINGTON, D. C., 12 April 1971

ORGANIZATIONAL AND DIRECT AND GENERAL SUPPORT MAINTENANCE  
 REPAIR PARTS AND SPECIAL TOOLS LIST

GENERATOR SET, 7.5 KW, 28 V DC, GED,  
 AIR COOLED, 2 WHEEL MTD,  
 PNEUMATIC TIRES  
 (JOHN R. HOLLINGSWORTH MODEL JHGV7.5A)  
 FSN 6115-074-6396

Current as of 31 March 1971

	Listing Page	Illus Figure
SECTION 1. INTRODUCTION.....	iii	
11. PRESCRIBED LOAD ALLOWANCE.....	1	
111. REPAIR PARTS FOR ORGANIZATIONAL MAINTENANCE.....	4	
Group 01. Canvas Cover and Tubular Frame.....	4	1
02. Control Box Door.....	5	2
03. Control Box.....	5	3
04. Voltage Regulator.....	5	4
05. Fuel Tank, Selector Valve and Fuel Lines.....	5	5
07. Battery.....	7	7
08. Oil Filter.....	7	8
09. Fuel Strainer.....	8	9
10. Spark Plugs and Leads.....	8	10
11. Air Shrouds and Air Cleaner.....	9	11
12. Magneto.....	11	12
13. Engine.....	11	13
14. Generator.....	11	14
15. Manifold and Crankcase.....	12	15
16. Gear Cover.....	13	16
17. Crankshaft, Piston and Connecting Rod.....	13	17
19. Camshaft and Fuel Pump.....	13	19
20. Idler Gear and Oil Filler.....	14	20
21. Cylinder Block.....	14	21
23. Base, Tow Bar, Wheel, and Axle Assemblies.....	15	23
24. Kits and Sets.....	17	24
SECTION IV. SPECIAL TOOLS, TEST AND SUPPORT EQUIPMENT FOR ORGANIZATIONAL MAINTENANCE (Not Applicable)		
V. REPAIR PARTS FOR DS AND GS MAINTENANCE.....	18	
Group 01. Canvas Cover and Tubular Frame.....	18	1
02. Control Box Door.....	19	2
03. Control Box.....	19	3
04. Voltage Regulator.....	22	4
05. Fuel Tanks, Selector Valve and Fuel Lines.....	24	5
06. Governor Control.....	25	6
07. Battery.....	26	7
08. Oil Filter.....	26	8
09. Fuel Strainer.....	28	9

\*This manual supersedes TM 5-6115-440-20P, 29 October 1969, and TM 5-6115-440-35P, 29 October 1969.

		Listing Page"	Illus Figure	
Group	10.	<b>Spark Plugs and Leads</b> .....	28	10
	11.	<b>Air Shrouds and Air Cleaner</b> .....	29	11
	12.	<b>Magneto</b> .....	31	12
	13.	<b>Engine</b> .....	34	13
	14.	<b>Generator</b> .....	35	14
	15.	<b>Manifold and Crankcase</b> .....	37	15
	16.	<b>Gear Cover</b> .....	40	16
	17.	<b>Crankshaft, Piston and Connecting Rod</b> .....	41	17
	18.	<b>Governor</b> .....	42	18
	19.	<b>Camshaft and Fuel Pump</b> .....	44	19
	20.	<b>Idler Gear and Oil Filter</b> .....	45	20
	21.	<b>Cylinder Block</b> .....	46	21
	22.	<b>Oil Pump</b> .....	46	22
	23.	<b>Base, Tow Bar, Wheel, and Axle Assemblies</b> .....	47	23
	24.	<b>Kits and Sets</b> .....	50	24
SECTION	VI.	<b>SPECIAL TOOLS, TEST AND SUPPORT EQUIPMENT FOR DS AND GS MAINTENANCE</b> (Not Applicable)		
	VII.	<b>FEDERAL STOCK NUMBER AND REFERENCE NUMBER INDEX</b> .....	76	

# SECTION I. INTRODUCTION

## 1. Scope

This manual lists repair parts, special tools, test and support equipment required for the performance of organizational, direct support and general support maintenance of the generator set.

## 2. General

This Repair Parts and Special Tools List is divided into the following sections:

*a. Prescribed Load Allowance (PLA )—Section II.* A composite listing of repair parts, special tools, test and support equipment having quantitative allowances for initial stockage at the organizational level.

*b. Repair Parts—Section III.* A list, in figure and item number sequence, of repair parts authorized at the organizational level for the performance of maintenance, including those items which must be removed for replacement of the authorized item. Items, except kits and sets, are listed by assembly group in top down breakdown sequence. Repair parts kits and sets are listed separately as Group 24 at the end of this section without regard to the assembly group to which they belong.

*c. Special Tools, Test and Support Equipment—Section IV.* (Not Applicable).

*d. Repair Parts—Section V.* A list, in figure and item number sequence, of the repair parts authorized for the performance of maintenance at the direct and general support levels, including those items which must be removed for replacement of the authorized item. Items, except kits and sets, are listed by assembly group in top down breakdown sequence. Repair parts kits and sets are listed separately as Group 24 at the end of this section without regard to the assembly group to which they belong.

*e. Special Tools, Test and Support Equipment—Section VI.* (Not Applicable)

*f. Federal Stock Number and Reference Number Index—Section VII.* A list of Federal Stock Numbers in ascending numerical sequence, followed by a list of reference numbers appearing in all listings, in ascending alpha-numeric sequence, cross-referenced to the illustration figure and item number.

### NOTE

Items not illustrated are cross-referenced to assembly group number.

## 3. Explanation of Columns

The following provides an explanation of columns in the tabular lists in sections II, III and IV.

*a. Source, Maintenance, and Recoverability Codes (SMR).*

(1) *Source code.* Indicates the source for the listed items. Source codes are:

<i>code</i>	<i>Explanation</i>
P	Repair Parts, Special Tools and Test Equipment supplied from the GSA/DSA, or Army supply system, and authorized for use at indicated maintenance categories.
P2	Repair Parts, Special Tools and Test Equipment which are procured and stocked for insurance purposes because the combat or military essentiality of the end item dictates that a minimum quantity be available in the supply system.
M	Repair Parts, Special Tools and Test Equipment which are not procured or stocked, as such, in the supply system but are to be manufactured at indicated maintenance levels,
A	Assemblies which are not procured or stocked as such, but are made up of two or more units. Such component units carry individual stock numbers and descriptions, are procured and stocked separately and can be assembled to form the required assembly at indicated maintenance categories.
X	Parts and assemblies that are not procured or stocked because the failure rate is normally below that of the applicable end item or component. The failure of such part or assembly should result in retirement of the end item from the supply system.
x1	Repair Parts which are not procured or stocked. The requirement for such items will be filled by the next higher assembly or component.
x2	Repair Parts, Special Tools and Test Equipment which are not stocked and have no foreseen mortality. The indicated maintenance category requiring such repair parts will attempt to obtain the parts through cannibalization or salvage, the item may be requisitioned with exception data, from the end item manager, for immediate use.
G	Major assemblies that are procured with PEMA funds for initial issue only as exchange assemblies at DSU and GSU level. These assemblies will not be stocked above the DS and GS level or returned to depot supply level.

(2) *Maintenance code.* Indicates the lowest category of maintenance authorized to install the listed item. The maintenance level codes are:

<i>Code</i>	<i>Explanation</i>
0 . . . . .	Organizational maintenance
F . . . . .	Direct Support maintenance
H . . . . .	General Support maintenance

(3) *Recoverability code.* Indicates whether unserviceable items should be returned for recovery or salvage. Items not coded are expendable. Recoverability codes are:

<i>code</i>	<i>Explanation</i>
R	Applied to repair parts (assemblies or components), special tools and test equipment which are considered economically repairable at direct and general support maintenance levels. When the item is no longer economically repairable, it is normally disposed of at the GS level. When supply considerations dictate, some of these repair parts may be listed for automatic return to supply for depot level repair as set forth in AR710-50. When so listed, they will be replaced by supply on an exchange basis.

S	Repair Parts, Special Tools, Test Equipment and assemblies which are economically repairable at DSU and GSU activities and which normally are furnished by supply on an exchange basis. When items are <b>determined</b> by a GSU to be uneconomically repairable, they will be evacuated to a depot for evaluation and analysis before final disposition.
T	Higher dollar value recoverable repair parts, special tools and test equipment which are subject to special handling and are issued on an exchange basis. Such items will be repaired or overhauled at depot maintenance activities only. No repair may be accomplished at lower levels.
U	Repair Parts, Special Tools and Test Equipment specifically selected for salvage by reclamation units because of precious metal content, critical materials, high dollar value or reusable casings or castings.

*b. Federal Stock Number.* Indicates the Federal stock number assigned to the item and will be used for requisitioning purposes.

*c. Description.* Indicates the Federal item name and any additional description of the item required. Assembly components and subassemblies are indented under major assemblies. The abbreviation "w/e" when used as part of the nomenclature, indicates the Federal stock number includes all armament, equipment, accessories, and repair parts issued with the item. A part number or other reference number is followed by the applicable five-digit Federal supply code for manufacturers in parenthesis. Repair parts quantities included in kits and sets are shown in front of the repair part name. Material required for manufacture or fabrication is identified.

*d. Unit of Measure (U/M).* A two-character alphabetic abbreviation indicating the amount or quantity of the item, as used, upon which the allowances are based, e.g., ft, ea, pr, etc.

*e. Quantity Incorporated in Unit.* Indicates the quantity of the item used in the assembly group. A "V" appearing in this column in lieu of a quantity indicates that a definite quantity cannot be indicated (e.g., shims, spacers, etc.).

*f. 15-Day Organizational Maintenance Allowance.*

(1) The allowance columns are divided into four subcolumns. Indicated in each subcolumn opposite the first appearance of each item is the total quantity of the items authorized for the number of equipments supported. Subsequent appearances of the same item will have the letters "REF" in the allowance column, indicating total allowance quantities will be shown with the first appearance of the item. To locate the referenced item, locate the FSN or reference number in the index. The earliest figure and item number is the referenced item. Items authorized for use as required but not for initial stockage are identified with an asterisk in the allowance column.

(2) The quantitative allowances for organizational level of maintenance represents one initial prescribed load for a 15-day period for the number of equipments supported. Units authorized additional

prescribed loads will multiply the number of prescribed loads authorized by the quantity of the repair parts reflected in the appropriate density column to obtain the total quantity of repair parts authorized.

(3) Organizational units providing maintenance for more than 100 of these equipments shall determine the total quantity of parts required by: First, divide the number of equipments supported by 100 by moving the decimal two spaces left; second, multiply the result by the quantity in the 51-100 density column. Example, authorized allowance for 51-100 equipments is 40; for 150 equipments, multiply 40 by 1.50 or 60 parts required.

(4) Subsequent changes to allowances will be limited as follows: No change in the range of items is authorized. If additional items are considered necessary, recommendations should be forwarded to U. S. Army Mobility Equipment Command for exception or revision to the allowance list. Revision to the range of items authorized will be made by the U. S. Army Mobility Equipment Command based on engineering experience, demand data, or TAERS information.

*g. 30-Day DS/GS Maintenance Allowances.*

NOTE

Allowances in GS column are for GS maintenance only.

(1) The allowance columns are divided into three subcolumns. Indicated in each subcolumn, opposite the first appearance of each item, is the total quantity of items authorized for the number of equipments supported. Subsequent appearances of the same item will have the letters "REF" in the applicable allowance column. To locate the referenced item, locate the FSN or reference number in the index. The earliest figure and item number is the referenced item. Items authorized for use as required but not for initial stockage are identified with an asterisk in the allowance column.

(2) The quantitative allowance for DS/GS levels of maintenance will represent initial stockage for a 30-day period for the number of equipments supported.

(3) To determine allowances when supporting more than 100 of these equipments: First, divide the number of equipments supported by 100 by moving the decimal two places left; second, multiply - the result by the quantity in the 51-100 density column. Example, authorized allowance for 51-100 equipments is 40; for 150 equipments multiply 40 by 1.50 or 60 parts required.

*h. 1-Year Allowance Per 100 Equipments/Contingency Planning Purposes.* This column indicates opposite the first appearance of each item the total quantity required for distribution and contingency planning purposes. Subsequent appearances of the same item will have the letters "REF" in this column. The range of items indicates total quantities of all authorized items required to provide for adequate support of 100 equipments for one year.

*i. Illustration.* This column is divided as follows:

(1) *Figure number.* Indicates the figure number of the illustration on which the item is shown.

(2) *Item number.* Indicates the callout number used to reference the item on the illustration.

#### 4. Special Information

*a.* Parts which require manufacture or assembly of a category higher than that authorized for installation will indicate in the source column the higher category.

*b.* The following publications pertain to the generator set and its components:

TM 5-6115--440-10 Operator's Manual

TM 5--611&440-20 Organizational Maintenance Manual

TM .5-6115-440-34 Direct and General Support Maintenance Manual

*c.* The same illustrations are used to illustrate the repair parts and special tools listed in both organizational maintenance section and direct and general support maintenance section.

#### 5. How to Locate Repair Parts

*a.* When the Federal stock number or reference number is unknown:

(1) *First.* Using the table of contents; determine the assembly group within which the repair part belongs. This is necessary since illustrations are prepared for assembly groups, and listings are divided into the same groups.

(2) *Second.* Find the illustration covering the assembly group to which the repair part belongs.

(3) *Third.* Identify the repair part on the illustration and note the illustration figure and item number of the repair part.

(4) *Fourth.* Using the Repair Parts Listing, find the assembly group to which the repair part belongs and locate the illustration figure and item number noted on the illustration.

*b.* When the Federal stock number or reference number is known:

(1) *First.* Using the Index of Federal Stock Numbers and Reference Numbers find the pertinent Federal stock number or reference number. This index is in ascending FSN sequence followed by a list of reference numbers in alpha-numeric sequence, cross-referenced to the illustration figure number and item number.

(2) *Second.* Using the Repair Parts Listing, find the assembly group of the repair part and the illustration figure number and item number referenced in the Index of Federal Stock Numbers and Reference Numbers.

*c.* When the Federal stock number or reference number is known and the repair part is not illustrated:

(1) *First.* Using the index of Federal Stock Numbers and Reference Numbers find the pertinent Federal stock number or reference number in the section titled "Items Not Illustrated" and note the group number. This section is in ascending FSN sequence followed by a list of reference numbers in alpha-numeric sequence cross-referenced to assembly group number.

(2) *Second.* Using the Table of Contents, locate the assembly group number and page number.

(3) *Third.* Using the applicable group number and page number, locate the pertinent stock number or reference number in the Repair Parts Listing. Items which are not illustrated are listed at the end of the assembly group to which they belong.

#### 6. Abbreviations

aly	alloy
de	direct current
dia	diameter
ea	each
id	inside diameter
in	inch(es)
lg	long (length)
mtg	mounting
No	number
NPT	National Pipe Thread
NPTF	National Pipe Thread Fine
od	outside diameter
thd	thread
UNF	Universal National Fine
v	volt(s)

#### 7. Federal Supply Codes for Manufacturers

Code	Manufacturer
01526	General Electric Co., Specialty Control Dept.
02032	Hollingsworth, John R.
08645	Briggs and Stratton Corp.
09094	Waldick Aero-Space Devices, Inc.
10001	Naval Ordnance Systems Command
14959	Crane Co.
17178	Standard Detroit Die Set Co.
19207	Army Tank-Automotive Center
31435	Lear Siegler, Inc., Power Equipment Div.
39443	McWilliams Forge Co., Inc.
41885	Motor Wheel Corp.
56878	Standard Pressed Steel Co.
60038	Timken Roller Bearing Co.
61957	United Shoe Machinery Co.
66289	Wisconsin Motor Corp.
71177	Bonney Forge and Foundry, Inc., Buckeye Forging Div.
71956	Dodge Mfg. Corp.
72028	Coatesville Plate Washer Co.
72962	Elastic Stop Nut Corp. of America
73370	Fram Corp.
74063	Hartman Electrical Mfg. Co.
75828	Liggett Spring and Axle Co.
75833	Lincoln Brass Works Inc.
76700	Nelson Muffler Corp.
78189	Illinois Tool Works, Inc., Shakeproof Div.
78480	Tillotson Mfg. Co.
78500	North American Rockwell Corp., Transmission and Axle Div.

Code	Manufacturer
78553 . . . . .	Tinnerman Products, Inc.
79136 . . . . .	Waldes Kohinoor, Inc.
79470 . . . . .	Weatherhead Co., The
70060 . . . . .	Bendix Corp., The Fuel Devices Div.
81336 . . . . .	Chief of Engineers
81349 . . . . .	Military Specifications
81506 . . . . .	National Seal, Division of Federal-Mogul Corp.
82796 . . . . .	Fairbanks Morse, Inc., Fairbanks Morse Power Systems Div.
83058 . . . . .	Carr Fastener Corp.
83090 . . . . .	Union Insulating Co.
83386 . . . . .	Chandler Products Corp.
88044 . . . . .	Aeronautical Standards Group, Dept. of Navy and Air Force
91506... . . . .	Augat, Inc.
94222 . . . . .	South Chester Corp.

Code	Manufacturer
<b>96006</b> . . . . .	Military Standards Promulgated by Standardization Div., Directorate of Logistic Services, DSA
97403 . . . . .	Army Engineer Research and Development Laboratories

## 8. Recommendations for Maintenance Publication Improvements

Report of errors, omissions, and recommendations for improving this publication by the user is encouraged. Reports should be submitted on DA Form 2028 (Recommended Changes to Publications) and forwarded direct to Commanding General, U. S. Army Mobility Equipment Command, ATTN: AMSME-MPP, 4300 Goodfellow Boulevard, St. Louis, Mo. 63120.

(1) FEDERAL STOCK NUMBER	(2) DESCRIPTION	(3) 15-DAY ORGANIZATIONAL MAINTENANCE ALLOWANCE			
		USABLE ON CODE	(A) 1-5	(B) 6-20	(C) 21-50
	SECTION II - PRESCRIBED LOAD ALLOWANCE				
	GROUP 01 - CANVAS COVER AND TUBULAR FRAME				
6115-113-8020	COVER, CANVAS				2
	GROUP 02 - CONTROL BOX DOOR				
5930-615-7878	SWITCH, CONTROL, TOGGLE		2	2	2
5930-655-1522	SWITCH, STOP, TOGGLE		2	2	2
6625-555-3095	VOLTMETER				2
	GROUP 03 - CONTROL BOX				
6150-240-4411	CABLE, POWER				2
9320-114-1331	GASKET, TOP				2
9320-114-1332	GASKET, SIDE				2
	GROUP 04 - VOLTAGE REGULATOR				
6114-842-6376	REGULATOR, VOLTAGE			2	2
	GROUP 05 - FUEL TANK, SELECTOR VALVE AND FUEL LINES				
2910-113-2928	TANK ASSEMBLY, FUEL				2
2910-113-2929	STRAINER, FUEL TANK ASSEMBLY			2	2
2910-113-2930	CAP AND CHAIN ASSEMBLY: FUEL TANK				2
2910-113-2931	CAP AND CHAIN ASSEMBLY: SELECTOR VALVE				2
2910-113-2932	LINE ASSEMBLY: FUEL TANK TO SELECTOR VALVE			2	2
2910-113-2933	LINE ASSEMBLY: SELECTOR VALVE TO ENGINE			2	2
2910-141-9758	CAP, FILLER: FUEL TANK				2
4820-639-9224	VALVE: FUEL SELECTOR				2
5330-684-7851	GASKET: FUEL TANK FILLER		2	2	2
9320-113-9841	GASKET: FUEL TANK, LONG		2	2	2
9320-114-1333	GASKET: FUEL TANK		2	2	2
	GROUP 07 - BATTERY				
6140-763-1204	BATTERY, STORAGE: DRY CELL		2	2	2
	GROUP 08 - OIL FILTER				
2805-113-0742	PLUG AND CHAIN ASSEMBLY, OIL DRAIN		2	2	2
2940-141-9025	ELEMENT, FILTER, OIL	2	5	10	21



(1) FEDERAL STOCK NUMBER	(2) DESCRIPTION	USABLE	ON	CODE	(3) 15-DAY ORGANIZATIONAL MAINTENANCE ALLOWANCE			
					(A) 1-5	(B) 6-20	(C) 21-50	(D) 51-100
5330-599-1285	GASKET, COVER	2			5	10	21	
	GROUP 09 - FUEL STRAINER							
2910-269-7126	BOWL, SEDIMENT: GLASS FUEL				2	3	5	
2910-905-9792	STRAINER, SEDIMENT, FUEL					2	2	
5330-187-2962	GASKET: BOWL				2	2	4	
	GROUP 10 - SPARK PLUGS AND LEADS							
2920-810-7082	PLUG, SPARK: SHIELDED	2			5	9	19	
2920-887-1289	LEAD: NO. 3 CYLINDER SPARK PLUG				2	2	2	
2920-924-2042	LEAD: NO. 2 CYLINDER SPARK PLUG				2	2	2	
2920-941-6108	LEAD: NO. 1 CYLINDER SPARK PLUG				2	2	2	
	GROUP 11 - AIR SHROUDS AND AIR CLEANER							
2805-447-9298	SCREEN, FLYWHEEL SHROUD						2	
2940-962-7716	ELBOW: AIR CLEANER HOSE						2	
	GROUP 12 - MAGNETO							
2920-940-8836	MAGNETO, IGNITION					2	2	
	GROUP 13 - ENGINE							
3030-115-8954	BELT, V: MATCHED SET				2	2	4	
	GROUP 14 - GENERATOR							
6115-874-8761	BRUSH, ELECTRICAL	2			3	6	13	
	GROUP 15 - MANIFOLD AND CRANKCASE							
2910-708-9402	CARBURETOR ASSEMBLY				2	2	2	
2990-307-3838	MUFFLER, EXHAUST				2	2	2	
2990-911-2607	CHOKE, CONTROL					2	2	
	GROUP 17 - CRANKSHAFT, PISTON AND CONNECTING ROD							
2910-339-4836	PUMP, FUEL				2	2	2	
	GROUP 20 - IDLER GEAR AND OIL FILLER							
6680-112-8126	SABER, OIL						2	
	GROUP 23 - BASE, TOW BAR, WHEEL AND AXLE ASSEMBLIES							
2610-051-0120	TIRE, PNEUMATIC				2	2	3	
3110-827-8646	BEARING, WHEEL				2	2	2	

(1) FEDERAL STOCK NUMBER	(2) DESCRIPTION	USABLE ON CODE	(3) 15-DAY ORGANIZATIONAL MAINTENANCE ALLOWANCE			
			(A) 1-5	(B) 6-20	(C) 21-50	(D) 51-100
5325-784-0139	FASTNER: CANVAS COVER			2	2	4
5330-994-1647	SEAL, GREASE: WHEEL			2	2	2
6115-113-8021	STAND, KICK				2	2
	PIN, TOW BAR 4860-114 (02032)					2
	GROUP 24 - KITS AND SETS					
2805-708-9423	GASKET SET			2	2	4
2805-959-4014	GASKET SET, VALVE GRINDING			2	2	4

(1) SMR CODE	(2) FEDERAL STOCK NUMBER	(3) DESCRIPTION  REF NUMBER & MFR CODE	(4) USABLE ON CODE	(5) UNIT OF MEAS INC IN UNIT	(6) 15-DAY ORGANIZATIONAL MAINTENANCE ALW				(7) ILLUS- TRATION		
					(a) 1-5	(b) 6-20	(c) 21-50	(d) 51-100	(a) FIG. NO.	(b) ITEM NO.	
		SECTION III - REPAIR PARTS FOR ORGANIZATIONAL MAINTENANCE									
		GROUP 01 - CANVAS COVER AND TUBULAR FRAME									
P O	6115-113-8020	COVER, CANVAS 4860-25 (02032)		EA	1	*	*	*	2	1	1
X20		FRAME ASSEMBLY, TUBULAR 4860-21 (02032)		EA	1					1	4
P O		NUT, SELF-LOCKING, HEXAGON: CABLE HOOK MTG SCREW, 5/16-18 THD SIZE F52NE058 (72962)		EA	4	*	*	*	*	1	5
P O	5305-984-5682	SCREW, MACHINE: CABLE HOOK MTG, 5/16-18 THD SIZE, 2 IN. LG MS35206-302 (96906)		EA	4	*	*	*	*	1	6
X20		HOOK, CABLE 4860-52 (02032)		EA	2					1	7
P O	5306-225-8494	SCREW, CAP, HEXAGON HEAD: THROTTLE AND CHOKE BRACKET MTG, 5/16-18 THD SIZE, 16 1/2 IN. LG MS90725-29 (96906)		EA	2	*	*	*	*	1	8
P O	5310-167-0721	WASHER, LOCK: THROTTLE AND CHOKE BRACKET MTG SCREW, 5/16-18 THD SIZE, INTERNAL TOOTH MS35333-41 (96906)		EA	2	*	*	*	*	1	9
X20		BRACKET, MOUNTING: THROTTLE AND CHOKE 4860-45 (02032)		EA	1					1	10
P O	5310-012-0622	NUT, HEXAGON: MUFFLER COVER MTG SCREW, NO. 8-32 THD SIZE MS35649-82 (96906)		EA	4	*	*	*	*	1	11
P O	5310-559-0070	WASHER, LOCK: MUFFLER COVER MTG SCREW, NO. 8-32 THD SIZE MS35333-38 (96906)		EA	4	*	*	*	*	1	12
X20		CLAMP, TUBE: MUFFLER COVER, 1 IN. DIA C305S216-24 (78553)		EA	4					1	13
P O		SCREW, MACHINE: MUFFLER COVER MTG, NO. 8-32 THD SIZE, 5/8 IN. LG 13214E3290-36 (97403)		EA	4	*	*	*	*	1	14
X20		COVER, MUFFLER 4860-96 (02032)		EA	1					1	15
P O	5305-753-4269	SCREW, ASSEMBLED WASHER: THROTTLE CABLE BRACKET MTG, NO. 8-32 THD SIZE, 1/2 IN. LG 13211E3290-36 (97403)		EA	1	*	*	*	*	1	16
X20		BRACKET: THROTTLE CABLE 4860-66 (02032)		EA	1					1	17
P O	5310-012-0622	NUT, HEXAGON: CLAMP MTG, NO. 8-32 THD SIZE MS35649-82 (96906)		EA	1	*	*	*	*	1	18
X20		CLAMP: THROTTLE CABLE 4886S3-24 (78553)		EA	2					1	19
P O	5310-559-0070	WASHER, LOCK: CLAMP MTG, NO. 8-32 THD SIZE MS35333-38 (96906)		EA	1	*	*	*	*	1	20
P O	5305-753-4269	SCREW, MACHINE: CLAMP MTG, NO. 8-32 THD SIZE, 5/8 IN. LG 13214E3290-36 (97403)		EA	1	*	*	*	*	1	21
P O	5310-012-0622	NUT, HEXAGON: CLAMP MTG, NO. 8-32 THD SIZE MS35649-82 (96906)		EA	1	*	*	*	*	1	22
X20		CLAMP, CABLE C4980S4-90 (78553)		EA	1					1	23
P O	5310-559-0070	WASHER, LOCK: BRACKET MTG SCREW, NO. 8-32 THD SIZE MS35333-38 (96906)		EA	1	*	*	*	*	1	24

(1) SMR CODE	(2) FEDERAL STOCK NUMBER	(3) DESCRIPTION  REF NUMBER & MFR CODE	USABLE ON CODE	(4) UNIT OF MEAS	(5) QTY INC IN UNIT	(6) 15-DAY ORGANIZATIONAL MAINTENANCE ALW				(7) ILLUS- TRATION	
						(a) 1-5	(b) 6-20	(c) 21-50	(d) 51-100	(a) FIG. NO.	(b) ITEM NO.
P O	5305-753-4269	SCREW, MACHINE: BRACKET MTG, NO. 8-32 THD SIZE, 5/8 IN. LG 13214E3290-36 (97403)		EA	1	*	*	*	*	1	25
		GROUP 02 - CONTROL BOX DOOR									
P O	6645-940-0760	METER: TIME TOTAL MS16970-1 (96906)		EA	1	*	*	*	*	2	1
P O	6625-555-3095	VOLTMETER MR26S050DCVVR (81349)		EA	1	*	*	*	2	2	2
P O	5930-655-1522	SWITCH, STOP, TOGGLE MS35058-30 (96906)		EA	1	*	2	2	2	2	3
P O	5930-615-7878	SWITCH, CONTROL, TOGGLE MS25068-31 (96906)		EA	1	*	2	2	2	2	4
P O	5320-904-4136	RIVET, DOMED: POP OPEN END AD43ABS (61957)		EA	4	*	*	*	*	2	5
X20		PLATE, INFORMATION: OPERATING INSTRUCTIONS 4860-87 (02032)		EA	1					2	6
X20		PLATE, INFORMATION: SCHEMATIC AND WIRING 4860-86 (02032)		EA	1					2	7
		GROUP 03 - CONTROL BOX									
P O	5310-720-8528	NUT, HEXAGON: POWER CABLE MTG, 3/8-16 THD SIZE MS35690-602 (96906)		EA	1	*	*	*	*	3	5
P O	5310-184-8971	WASHER, LOCK: POWER CABLE MTG, 3/8-16 THD SIZE MS35338-103 (96906)		EA	1	*	*	*	*	3	6
P O	6150-240-4411	CABLE, POWER AN2551E20 (88044)		EA	1	*	*	*	2	3	7
P O	5310-720-8528	NUT, HEXAGON: WIRING HARNESS MTG, 3/8-16 THD SIZE MS35690-611 (96906)		EA	1	*	*	*	*	3	8
P O	5310-184-8971	WASHER, LOCK: WIRING HARNESS MTG, 3/8-16 THD SIZE MS35338-103 (96906)		EA	1	*	*	*	*	3	9
P O	5310-184-8971	WASHER, LOCK: TERMINAL BOARD STUD MTG, 3/8-16 THD SIZE MS35338-103 (96906)		EA	2	*	*	*	*	3	24
P O	5310-720-8528	NUT, HEXAGON: TERMINAL BOARD STUD MTG, 3/8-16 THD SIZE MS35690-611 (96906)		EA	2	*	*	*	*	3	25
P O	9320-114-1332	GASKET, SIDE 4860-30-2 (02032)		EA	2	*	*	*	2	3	46
P O	9320-114-1331	GASKET, TOP 4860-30-1 (02032)		EA	1	*	*	*	2	3	47
		GROUP 04 - VOLTAGE REGULATOR									
P O R	6110-842-6376	REGULATOR, VOLTAGE E1597-2 (10001)		EA	1	*	*	2	2	4	
		GROUP 05 - FUEL TANK, SELECTOR VALVE AND FUEL LINES									
P O	2910-113-2932	LINE ASSEMBLY: FUEL TANK TO SELECTOR VALVE 4860-118 (02032)		EA	1	*	*	2	2	5	1
X20		CLIP, SPRING: FUEL TANK DRAIN 26296 (08645)		EA	1					5	2

(1) SMR CODE	(2) FEDERAL STOCK NUMBER	(3) DESCRIPTION  REF NUMBER & MFR CODE	(4) USABLE ON CODE	(5) UNIT OF MEAS INC IN UNIT	(6) 15-DAY ORGANIZATIONAL MAINTENANCE ALW				(7) ILLUS- TRATION		
					(a) 1-5	(b) 6-20	(c) 21-50	(d) 51-100	(a) FIG. NO.	(b) ITEM NO.	
P O	2910-113-2930	CAP AND CHAIN ASSEMBLY: FUEL TANK 4860-105 (02032)		EA	1	*	*	*	2	5	3
X20		CONNECTOR, TUBE: FUEL TANK 9409908 (75833)		EA	1					5	4
X20		STANDPIPE, FITTING: FUEL TANK 4860-48 (02032)		EA	1					5	5
P O	5310-550-0777	NUT, HEXAGON: STRAP ASSEMBLY MTG, 1/4 IN. SCREW SIZE MS35690-402 (96906)		EA	4	*	*	*	*	5	6
P O	5310-550-1130	WASHER, LOCK: STRAP ASSEMBLY MTG, 1/4 IN. SCREW SIZE MS35333-40 (96906)		EA	4	*	*	*	*	5	7
X20		STRAP ASSEMBLY: FUEL TANK 4860-51 (02032)		EA	2					5	8
P O	9320-114-1333	GASKET: FUEL TANK 4860-144-2 (02032)		EA	2	*	2	2	2	5	9
P O	2910-113-2928	TANK ASSEMBLY, FUEL 4860-7 (02032)		EA	1	*	*	*	2	5	10
P O	9320-113-9841	GASKET: FUEL TANK, LONG 4860-144-1 (02032)		EA	2	*	2	2	2	5	11
P O	2910-141-9758	CAP, FILLER: FUEL TANK MS35645-1 (96906)		EA	1	*	*	*	2	5	12
P O	5330-684-7851	GASKET: FUEL TANK FILLER MS35643-1 (96906)		EA	1	*	2	2	2	5	13
P O	2910-113-2929	STRAINER, FUEL TANK ASSEMBLY 4800-84 (02032)		EA	1	*	*	2	2	5	14
P O	5315-187-9538	PIN, COTTER: FILLER CAP MS24665-349 (96906)		EA	1	*	*	*	*	5	15
P O	2910-113-2933	LINE ASSEMBLY: SELECTOR VALVE TO ENGINE 4860-119 (02032)		EA	1	*	*	2	2	5	16
P O	5310-012-0614	NUT, HEXAGON: VALVE MTG SCREW, NO. 10-32 THD SIZE MS35650-102 (96906)		EA	2	*	*	*	*	5	17
P O	5310-576-5752	WASHER, LOCK: VALVE MTG SCREW, NO. 10-32 THD SIZE MS35333-39 (96906)		EA	2	*	*	*	*	5	18
P O		SCREW, W/LOCK WASHER, MACHINE: VALVE MTG, NO. 10-32 THD SIZE, 5/8 IN. LG 13214E3290-65 (97403)		EA	2	*	*	*	*	5	19
P O	2910-113-2931	CAP AND CHAIN ASSEMBLY: SELECTOR VALVE 4860-99 (02032)		EA	1	*	*	*	2	5	20
X20		CONNECTOR, TUBE: VALVE TO CAP ASSEMBLY 9409908 (75833)		EA	1					5	21
P O	4730-254-6225	ELBOW, PIPE TO TUBE: SELECTOR VALVE TO TUBE 49X4A (79470)		EA	2	*	*	*	*	5	22
P O	4820-639-9224	VALVE: FUEL SELECTOR MS35932-2 (96906)		EA	1	*	*	*	2	5	23
P O	5306-225-8496	SCREW, CAP, HEXAGON HEAD: SELECTOR VALVE BRACKET MTG, 5/16-18 THD SIZE, 5/8 IN. LG MS90725-31 (96906)		EA	2	*	*	*	*	5	24
P O	5310-407-9566	WASHER, LOCK: SELECTOR VALVE BRACKET MTG SCREW, 5/16-18 THD SIZE MS35338-45 (96906)		EA	2	*	*	*	*	5	25
X20		BRACKET: FUEL SELECTOR VALVE 4860-40 (02032)		EA	1					5	26

(1) SMR CODE	(2) FEDERAL STOCK NUMBER	(3) DESCRIPTION  REF NUMBER & MFR CODE	USABLE ON CODE	(4) UNIT OF MEAS	(5) QTY INC IN UNIT	(6) 15-DAY ORGANIZATIONAL MAINTENANCE ALW				(7) ILLUS- TRATION	
						(a)	(b)	(c)	(d)	(a) FIG. NO.	(b) ITEM NO.
						1-5	6-20	21-50	51-100		
GROUP 07 - BATTERY											
P O	5310-828-8189	NUT, WING: BATTERY HOLD-DOWN MS35425-41 (96906)		EA	2	*	*	*	*	7	1
P O	5310-087-7493	WASHER, FLAT: BATTERY HOLD-DOWN MS27183-13 (96906)		EA	2	*	*	*	*	7	2
P O	5310-167-0721	WASHER, LOCK: BATTERY HOLD-DOWN MS35333-41 (96906)		EA	2	*	*	*	*	7	3
P O	5310-543-2629	NUT, HEXAGON: BATTERY HOLD-DOWN MS35690-502 (96906)		EA	2	*	*	*	*	7	4
X20		HOLD-DOWN, BATTERY 4860-113-1 (02032)		EA	1					7	5
X20		HOLD-DOWN, BATTERY 4860-113-2 (02032)		EA	1					7	6
P O	6140-763-1204	BATTERY, STORAGE: DRY CELL MS18045-42 (88044)		EA	1	*	2	2	2	7	7
GROUP 08 - OIL FILTER											
MFO		LINE: OIL FILTER INLET TO ENGINE 4860-110 (02032)		EA	1					8	1
P O		SCREW, MACHINE: CABLE CLAMP MTG 13214E3290-37 (97403)		EA	2	*	*	*	*	8	2
P O		CLAMP, CABLE: 1/4 IN. TUBE DIA C4980S4-90 (78553)		EA	2	*	*	*	*	8	3
MFO		LINE: OIL FILTER OUTLET TO ENGINE 4860-109 (02032)		EA	1					8	4
P O	5310-543-2629	NUT, PLAIN, HEXAGON: FILTER STRAP MTG SCREW, 5/16-18 UNC THD SIZE MS35690-502 (96906)		EA	4	*	*	*	*	8	5
P O	5310-407-9566	WASHER, LOCK: FILTER STRAP MTG SCREW MS35338-45 (96906)		EA	4	*	*	*	*	8	6
P O	5306-225-8499	SCREW, CAP, HEXAGON HEAD: FILTER STRAP MTG, 5/16-18 THD SIZE, 1 IN. LG MS90725-34 (96906)		EA	4	*	*	*	*	8	7
P O	2940-202-9653	FILTER ASSEMBLY, OIL MS35343-1 (96906)		EA	1	*	*	*	*	8	8
X1		COVER, OIL FILTER 11559 (73370)		EA	1					8	9
P O	5330-599-1285	GASKET, COVER 11582 (78500)		EA	1	2	5	10	21	8	10
P O	2940-141-9025	ELEMENT, FILTER, OIL C21P (73370)		EA	1	2	5	10	21	8	11
P O	5310-010-5616	NUT, PLAIN, SQUARE: FILTER STRAP LOCKING BOLT 12384 (73370)		EA	2	*	*	*	*	8	12
P O		WASHER, LOCK: FILTER STRAP LOCKING BOLT MS35337-26 (96906)		EA	2	*	*	*	*	8	13
P O	5305-290-2676	BOLT, MACHINE: FILTER STRAP LOCKING 109024 (73370)		EA	2	*	*	*	*	8	14
X1		STRAP, CASE: OIL FILTER 102153 (73370)		EA	2					8	15
X1		BODY ASSEMBLY, FILTER 5310 (73370)		EA	1					8	16
P O	4730-231-5632	ELBOW, PIPE TO TUBE: OIL FILTER OUTLET LINE, 1/4 IN. OD, ONE END 7/16 IN. UNF, OTHER END 1/8 IN. NPTF, COPPER ALLOY 49X4 (79470)		EA	1	*	*	*	*	8	17

(1) SMR CODE	(2) FEDERAL STOCK NUMBER	(3) DESCRIPTION  REF NUMBER & MFR CODE	(4) USABLE ON CODE	(5) UNIT OF MEAS INC IN UNIT	(6) 15-DAY ORGANIZATIONAL MAINTENANCE ALW				(7) ILLUS- TRATION		
					(a) 1-5	(b) 6-20	(c) 21-50	(d) 51-100	(a) FIG. NO.	(b) ITEM NO.	
P O	5305-269-3213	SCREW, CAP, HEXAGON HEAD: FILTER BRACKET MTG, 3/8-24 THD SIZE, 1 1/4 IN. LG MS90726-60 (96906)		EA	2	*	*	*	*	8	18
P O	5310-637-9541	WASHER, LOCK: FILTER BRACKET MTG SCREW, 3/8-24 THD SIZE MS35338-46 (96906)		EA	2	*	*	*	*	8	19
X20		BRACKET, OIL FILTER 4860-67 (02032)		EA	1					8	20
P O	5310-012-0614	NUT, PLAIN, HEXAGON: PLUG AND CHAIN ASSEMBLY MTG SCREW, NO. 10-32 THD SIZE MS35650-102 (96906)		EA	1	*	*	*	*	8	21
P O	5310-576-5752	WASHER, LOCK: PLUG AND CHAIN ASSEMBLY MTG SCREW, NO. 10-32 THD SIZE MS35333-39 (96906)		EA	1	*	*	*	*	8	22
P O		SCREW, MACHINE: PLUG AND CHAIN ASSEMBLY MTG, NO. 10-32 THD SIZE, 5/8 IN. LG 13214E3290-65 (97403)		EA	1	*	*	*	*	8	23
P O	2805-113-0742	PLUG AND CHAIN ASSEMBLY, OIL DRAIN 4860-101 (02032)		EA	1	*	2	2	2	8	24
P O	4820-227-0166	VALVE, GLOBE: OIL DRAIN LINE 1-2IN (97028)		EA	1	*	*	*	*	8	25
P O	4730-227-6929	REDUCER, PIPE: OIL DRAIN LINE, ONE END 3/4 IN. NPT, OTHER END 1/2 IN. NPT, MALLEABLE IRON 3-4X1-2 (14959)		EA	1	*	*	*	*	8	26
P O	4730-188-1876	NIPPLE, PIPE: OIL-DRAIN LINE, 1/2 IN. OD, 1/2 IN. NPT, 1 1/8 IN. LG, STEEL 1-2X1-1-8IN (14959)		EA	1	*	*	*	*	8	27
		GROUP 09 - FUEL STRAINER									
P O	4730-231-5632	ELBOW, PIPE: FUEL STRAINER 49X4 (79470)		EA	1	*	*	*	*	9	1
P O	2910-905-9792	STRAINER, SEDIMENT, FUEL OW418T (78480)		EA	1	*	*	2	2	9	2
X1		CLAMP: WIRE AND NUT ASSEMBLY OW447 (78480)		EA	1					9	3
P O	2910-269-7126	BOWL, SEDIMENT: GLASS FUEL OW363 (78480)		EA	1	*	2	3	5	9	4
P O	5330-187-2962	GASKET: BOWL O6096 (78480)		EA	1	*	2	2	4	9	5
X1		SCREEN, FILTER OW352 (78480)		EA	1					9	6
		GROUP 10 - SPARK PLUGS AND LEADS									
P O	5305-584-8735	SCREW, MACHINE: CABLE CLIP MTG, 1/4-20 UNC X 3/4 IN. LG XA36 (66289)		EA	4	*	*	*	*	10	1
P O	5310-655-6314	WASHER, LOCK: CABLE CLIP MTG SCREW, 1/4 IN. SCREW SIZE, EXTERNAL TOOTH PE34A (66289)		EA	4	*	*	*	*	10	2
P O	5340-426-9251	CLIP, CABLE PG558 (66289)		EA	4	*	*	*	*	10	3
P O	2920-941-6108	LEAD: NO. 1 CYLINDER SPARK PLUG MS51011-13 (96906)		EA	1	*	2	2	2	10	4
P O	2920-924-2042	LEAD: NO. 2 CYLINDER SPARK PLUG MS51011-14 (96906)		EA	1	*	2	2	2	10	5

(1) SMR CODE	(2) FEDERAL STOCK NUMBER	(3) DESCRIPTION  REF NUMBER & MFR CODE	USABLE ON CODE	(4) UNIT OF MEAS	(5) QTY INC IN UNIT	(6) 15-DAY ORGANIZATIONAL MAINTENANCE ALW				(7) ILLUS- TRATION	
						(a) 1-5	(b) 6-20	(c) 21-50	(d) 51-100	(a) FIG. NO.	(b) ITEM NO.
P O	2920-887-1289	LEAD: NO. 3 CYLINDER SPARK PLUG MS51011-10 (96906)		EA	1	*	2	2	2	10	6
P O	2920-941-6108	LEAD: NO. 4 CYLINDER SPARK PLUG MS51011-13 (96906)		EA	1	REF	REF	REF	REF	10	7
P O	2920-810-7082	PLUG, SPARK: SHIELDED MS51009-1 (96906)		EA	4	2	5	9	19	10	8
P O	5305-584-8736	SCREW, MACHINE: MAGNETO GROUND STRAP, 1/4-20 THD SIZE, 3/8 IN. LG XA33 (66289)		EA	1	*	*	*	*	10	9
P O	5310-655-6314	WASHER, LOCK: MAGNETO GROUND STRAP MTG SCREW, EXTERNAL TOOTH PE34A (66289)		EA	1	*	*	*	*	10	10
X20		STRAP, GROUND: MAGNETO LEAD YL355-5 (66289)		EA	1					10	11
		GROUP 11 - AIR SHROUDS AND AIR CLEANER									
X20		CAP, AIR STACK LO-62 (66289)		EA	1					11	1
P O	5310-013-4556	NUT, HEXAGON: AIR CLEANER MTG BOLT, 5/16-18 THD SIZE, STEEL PD78 (66289)		EA	4	*	*	*	*	11	2
P O	5310-407-9566	WASHER, LOCK: AIR CLEANER MTG BOLT, 5/16-18 THD SIZE, STEEL MS35338-45 (96906)		EA	4	*	*	*	*	11	3
P O	5306-017-9814	BOLT, MACHINE: AIR CLEANER MTG MS35295-31 (96906)		EA	4	*	*	*	*	11	4
P O	4730-202-7760	CLAMP, HOSE LK11 (66289)		EA	1	*	*	*	*	11	5
P O	4730-277-5816	CLAMP, HOSE LK9 (66289)		EA	3	*	*	*	*	11	6
P O	2940-962-7716	ELBOW: AIR CLEANER HOSE LL167 (66289)		EA	1	*	*	*	2	11	7
P O	2940-940-7482	AIR CLEANER MS35875-3 (96906)		EA	1	*	*	*	*	11	8
X1		CUP, OIL: OUTER P17703 (66289)		EA	1					11	9
X1		CUP ASSEMBLY: INNER OIL P10-1360 (66289)		EA	1					11	10
X1		GASKET, CUP P10-1361 (66289)		EA	1					11	11
X1		CLAMP ASSEMBLY, OIL CUP P10-1362 (66289)		EA	1					11	12
X1		BAND ASSEMBLY, MOUNTING AAH00-0343 (66289)		EA	2					11	13
P O	5305-584-8736	SCREW, CAP, HEXAGON HEAD: FLYWHEEL SCREEN MTG, 1/4-20 THD SIZE, 3/8 IN. LG XA33 (66289)		EA	10	*	*	*	*	11	14
P O	5310-261-7341	WASHER, LOCK: FLYWHEEL SCREEN MTG, 1/4-20 THD SIZE PE3 (66289)		EA	10	*	*	*	*	11	15
P O	2805-447-9298	SCREEN, FLYWHEEL SHROUD SE20B3 (66289)		EA	1	*	*	*	2	11	16
P O	4730-447-9276	ADAPTER, STRAIGHT, PIPE TO TUBE: OIL FILTER INLET, 1/4 IN. OD, ONE END 7/16 IN. UNF, OTHER END 1/8 IN. NPTF, BRASS RF269-2 (66289)		EA	1	*	*	*	*	11	17



(1) SMR CODE	(2) FEDERAL STOCK NUMBER	(3) DESCRIPTION  REF NUMBER & MFR CODE	(4) USABLE ON CODE	(5) UNIT OF MEAS IN UNIT	(6) 15-DAY ORGANIZATIONAL MAINTENANCE ALW				(7) ILLUS- TRATION		
					(a) 1-5	(b) 6-20	(c) 21-50	(d) 51-100	(a) FIG. NO.	(b) ITEM NO.	
P O		ELBOW, PIPE: GEAR COVER RF1343 (66289)		EA	1	*	*	*	*	11	18
P O	5305-584-8735	SCREW, MACHINE: LEFT SIDE REAR SHROUD COVER MTG, 1/4-20 THD SIZE, 3/4 IN. LG XA36 (66289)		EA	2	*	*	*	*	11	19
P O	5310-261-7341	WASHER, LOCK: LEFT SIDE REAR SHROUD COVER MTG SCREW, 1/4-20 THD SIZE PE3 (66289)		EA	2	*	*	*	*	11	20
P O	5305-584-8736	SCREW, CAP, HEXAGON HEAD: LEFT SIDE REAR SHROUD COVER MTG, 1/4-20 THD SIZE, 3/8 IN. LG XA33 (66289)		EA	2	*	*	*	*	11	21
P O	5310-261-7341	WASHER, LOCK: LEFT SIDE REAR SHROUD COVER MTG SCREW, 1/4-20 THD SIZE PE3 (66289)		EA	2	*	*	*	*	11	22
X20		COVER: REAR SHROUD, LEFT SIDE SE82D (66289)		EA	1					11	23
P O	5305-584-8736	SCREW, CAP, HEXAGON HEAD: RIGHT SIDE REAR SHROUD COVER MTG, 1/4-20 THD SIZE, 3/8 IN. LG XA33 (66289)		EA	6	*	*	*	*	11	24
X20		COVER, REAR: SHROUD, RIGHT SIDE SE83D (66289)		EA	1					11	25
X20		SHROUD: CYLINDER HEAD, RIGHT SE78F1 (66289)		EA	1					11	26
P O	5305-584-8736	SCREW, CAP, HEXAGON HEAD: CYLINDER HEAD, LEFT SHROUD MTG, 1/4-20 THD SIZE, 3/8 IN. LG XA33 (66289)		EA	3	*	*	*	*	11	27
P O	5310-261-7341	WASHER, LOCK: CYLINDER HEAD, LEFT SHROUD MTG SCREW, 1/4-20 THD SIZE PE3 (66289)		EA	3	*	*	*	*	11	28
P O	5305-584-8736	SCREW, CAP, HEXAGON HEAD: CYLINDER HEAD, LEFT SHROUD MTG, 1/4-20 THD SIZE, 3/8 IN. LG XA33 (66289)		EA	3	*	*	*	*	11	29
P O	5310-261-7341	WASHER, LOCK: CYLINDER HEAD, LEFT SHROUD MTG, 1/4-20 THD SIZE PE3 (66289)		EA	3	*	*	*	*	11	30
X20		SHROUD: CYLINDER HEAD, LEFT SE79E (66289)		EA	1					11	31
P O	5305-584-8735	SCREW, MACHINE: CYLINDER HEAT, RIGHT DEFLECTOR MTG, 1/4-20 THD SIZE, 3/4 IN. LG XA36 (66289)		EA	2	*	*	*	*	11	32
P O	5310-261-7341	WASHER, LOCK: CYLINDER HEAT, RIGHT DEFLECTOR MTG SCREW, 1/4-20 THD SIZE PE3 (66289)		EA	2	*	*	*	*	11	33
X20		DEFLECTOR: CYLINDER HEAT, RIGHT SE77F (66289)		EA	1					11	34
P O	5305-584-8736	SCREW, CAP, HEXAGON HEAD: LOWER CYLINDER, RIGHT SHROUD AND SIDE COVER MTG, 1/4-20 THD SIZE, 3/8 IN. LG XA33 (66289)		EA	7	*	*	*	*	11	35
X20		SHROUD: LOWER CYLINDER, RIGHT SE75B (66289)		EA	1					11	36
X20		COVER, SIDE: FLYWHEEL SHROUD SE80 (66289)		EA	1					11	37
P O	5305-012-0628	SCREW, CAP, HEXAGON HEAD: CYLINDER HEAT, LEFT DEFLECTOR MTG, 1/4-20 THD SIZE, 1/2 IN. LG XA34 (66289)		EA	4	*	*	*	*	11	38

(1) SMR CODE	(2) FEDERAL STOCK NUMBER	(3) DESCRIPTION  REF NUMBER & MFR CODE	(4) USABLE ON CODE	(5) UNIT OF MEAS INC IN UNIT	(6) 15-DAY ORGANIZATIONAL MAINTENANCE ALW				(7) ILLUS- TRATION		
					(a) 1-5	(b) 6-20	(c) 21-50	(d) 51-100	(a) FIG. NO.	(b) ITEM NO.	
P O	5310-261-7341	WASHER, LOCK: CYLINDER HEAT, LEFT DEFLECTOR MTG SCREW, 1/4-20 THD SIZE PE3 (66289)		EA	4	*	*	*	*	11	39
X20		DEFLECTOR: CYLINDER HEAT, LEFT SE77E (66289)		EA	1					11	40
P O	5305-584-8736	SCREW, CAP, HEXAGON HEAD: LOWER CYLINDER, LEFT SHROUD MTG, 1/4-20 THD SIZE, 3/8 IN. LG XA33 (66289)		EA	2	*	*	*	*	11	41
P O	5310-261-7341	WASHER, LOCK: LOWER CYLINDER, LEFT SHROUD MTG SCREW, 1/4-20 THD SIZE PE3 (66289)		EA	2	*	*	*	*	11	42
X20		SHROUD: LOWER CYLINDER, LEFT SE76B (66289)		EA	1					11	43
P O	5306-019-3988	BOLT, HEXAGON HEAD: FLYWHEEL SHROUD MTG, 5/16-18 THD SIZE, 1/2 IN. LG XD13 (66289)		EA	6	*	*	*	*	11	44
P O	5310-582-9927	WASHER, LOCK: FLYWHEEL SHROUD MTG BOLT, 5/16-18 THD SIZE, EXTERNAL TOOTH PE46A (66289)		EA	6	*	*	*	*	11	45
X20		SHROUD, FLYWHEEL SE74YAH (66289)		EA	1					11	46
		GROUP 12 - MAGNETO									
P O R	2920-940-8836	MAGNETO, IGNITION FMXZE4B7-4 (82796)		EA	1	*	*	2	2	12	
		GROUP 13 - ENGINE									
P O	3030-115-8954	BELT, V: MATCHED SET 3V425 (71956)		EA	1	*	2	2	4	13	1
P O	5305-269-3213	SCREW, CAP, HEXAGON HEAD: LIFTING BAR ASSEMBLY MTG, 3/8-16 THD SIZE, 1 1/4 IN. LG MS90725-62 (96906)		EA	2	*	*	*	*	13	16
X20		BAR ASSEMBLY, LIFTING 4860-88 (02032)		EA	1					13	17
P O	5310-543-5089	NUT, HEXAGON: LIFTING EYE BOLT MS35690-802 (96906)		EA	1	*	*	*	*	13	18
P O	5310-596-8780	WASHER, LOCK, SPLIT: LIFTING EYE BOLT MS35337-105 (96906)		EA	1	*	*	*	*	13	19
P O	2530-859-0358	BOLT, EYE: LIFTING BAR ASSEMBLY 3050 (71177)		EA	1	*	*	*	*	13	20
P O	5310-543-2628	NUT, HEXAGON: LIFTING BAR U-BOLT MS35690-602 (96906)		EA	2	*	*	*	*	13	21
P O	5310-637-9541	WASHER, LOCK, SPLIT: LIFTING EYE U-BOLT MS35338-46 (96906)		EA	2	*	*	*	*	13	22
P O		U-BOLT: LIFTING BAR ASSEMBLY 4860-68 (02032)		EA	1	*	*	*	*	13	23
P O	5310-596-6897	NUT, LOCK: HEXAGON: ADAPTER BASE PLATE MTG SCREW, 3/8-16 THD SIZE F52NE066 (72962)		EA	4	*	*	*	*	13	24
P O	5306-637-8557	SCREW, SQUARE HEAD: ADAPTER BASE PLATE MTG, 3/8-16 THD SIZE, 1 1/2 IN. LG MS35355-66 (96906)		EA	4	*	*	*	*	13	25
		GROUP 14 - GENERATOR									
P O		SCREW, MACHINE: BRUSH LEAD MTG, NO. 10-32 THD SIZE, .563 IN. LG, STAINLESS STEEL 05-340201 (31435)		EA	6	*	*	*	*	14	37

(1) SMR CODE	(2) FEDERAL STOCK NUMBER	(3) DESCRIPTION  REF NUMBER & MFR CODE	USABLE ON CODE	(4) UNIT OF MEAS	(5) QTY INC IN UNIT	(6) 15-DAY ORGANIZATIONAL MAINTENANCE ALW				(7) ILLUS- TRATION	
						(a) 1-5	(b) 6-20	(c) 21-50	(d) 51-100	(a) FIG. NO.	(b) ITEM NO.
P O	6115-874-8761	BRUSH, ELECTRICAL 30010-1026 (31435)		EA	6	2	3	6	13	14	38
P O	5305-253-5609	SCREW, MACHINE: NO. 2 SCREW SIZE, 1/8 IN. LG, DRIVE MS21318-13 (96906)		EA	4	*	*	*	*	14	57
X20		PLATE, IDENTIFICATION: GENERATOR ROTATION 06-130002 (31435)		EA	1					14	58
		GROUP 15 - MANIFOLD AND CRANKCASE									
P O		NUT, HEXAGON: MUFFLER BRACKET MTG SCREW, NO. 12-24 THD SIZE PD139-1 (66289)		EA	1	*	*	*	*	15	1
P O	5310-641-9289	WASHER, LOCK: MUFFLER BRACKET MTG SCREW, NO. 12-24 THD SIZE PE17 (66289)		EA	1	*	*	*	*	15	2
P O		SCREW, FILLISTER HEAD: MUFFLER BRACKET MTG, NO. 12-24 THD SIZE, 1 3/4 IN. LG XB54 (66289)		EA	1	*	*	*	*	15	3
X20		BRACKET, MUFFLER PG1062 (66289)		EA	1					15	4
X20		COVER, MUFFLER 4860-136 (02032)		EA	1					15	5
P O		ELBOW, STREET: MUFFLER TO COVER 1-1-4-150LBS (14959)		EA	1	*	*	*	*	15	6
P O	2990-307-3838	MUFFLER, EXHAUST T8119 (76700)		EA	1	*	2	2	2	15	7
P O	5305-584-8744	SCREW, CAP, HEXAGON HEAD: MUFFLER CRADLE MTG, 1/4-20 THD SIZE, 3/8 IN. LG XD3 (66289)		EA	2	*	*	*	*	15	8
P O	5310-261-7341	WASHER, LOCK: MUFFLER CRADLE MTG SCREW, 1/4-20 THD SIZE PE3 (66289)		EA	2	*	*	*	*	15	9
X20		SUPPORT, CRADLE: MUFFLER PG1061 (66289)		EA	1					15	10
P O	2990-911-2607	CHOKE, CONTROL VE830 (66289)		EA	1	*	*	2	2	15	11
P O	5305-206-1071	SCREW, CAP, HEXAGON HEAD: CARBURETOR MTG, 5/16-18 THD SIZE, 1 IN. LG, STEEL, BLUED XD17 (66289)		EA	2	*	*	*	*	15	12
P O	5310-010-3320	WASHER, LOCK: CARBURETOR MTG SCREW, 5/16-18 THD SIZE MS35338-7 (96906)		EA	2	*	*	*	*	15	13
X20		MANIFOLD, INLET AND EXHAUST LD253C1 (66289)		EA	1					15	18
X1		GASKET: CARBURETOR FLANGE QC71A (66289) (PART OF GASKET SET, FSN 2805-708-9423)		EA	3					15	19
P O	2910-708-9402	CARBURETOR ASSEMBLY 12098 (79960)		EA	1	*	2	2	2	15	20
P O	5305-584-8736	SCREW, CAP, HEXAGON HEAD: EXHAUST PORT MTG, 1/4-20 THD SIZE, 3/8 IN. LG XA33 (66289)		EA	1	*	*	*	*	15	21
P O	4730-187-4200	PLUG, PIPE: INLET MANIFOLD XK1 (66289)		EA	1	*	*	*	*	15	23
P O	4730-187-4200	PLUG, PIPE: INLET MANIFOLD XK1 (66289)		EA	1	*	*	*	*	15	23
P O	5310-010-3320	WASHER, LOCK: COVER PLATE, 5/16-18 THD SIZE MS35338-7 (96906)		EA	14	*	*	*	*	15	40
P O	4730-277-3150	PLUG, PIPE: INLET MANIFOLD XK2 (66289)		EA	2	*	*	*	*	15	41

(1) SMR CODE	(2) FEDERAL STOCK NUMBER	(3) DESCRIPTION  REF NUMBER & MFR CODE	(4) USABLE ON CODE	(5) UNIT OF MEAS IN UNIT	(6) 15-DAY ORGANIZATIONAL MAINTENANCE ALW				(7) ILLUS- TRATION	
					(a) 1-5	(b) 6-20	(c) 21-50	(d) 51-100	(a) FIG. NO.	(b) ITEM NO.
		GROUP 16 - GEAR COVER							16	1
P O	5310-584-8731	NUT, HEXAGON: MAGNETO MTG STUD, 3/8-24 THD SIZE, STEEL PD11 (66289)		EA 1	*	*	*	*	16	2
P O	5315-584-8732	NUT, HEXAGON: MAGNETO MTG SCREW, 3/8-16 THD SIZE PD79 (66289)		EA 1	*	*	*	*	16	3
P O	5310-595-7273	WASHER, LOCK: MAGNETO MTG SCREW, 3/8-16 THD SIZE, EXTERNAL TOOTH MS35333-42 (96906)		EA 2	*	*	*	*	16	4
P O	5310-061-1258	WASHER, LOCK: MAGNETO MTG SCREW, 3/8 IN. ID, .965 TO .985 IN. OD, .037 TO .045 IN. THK MS45904-76 (96906)		EA 1	*	*	*	*	16	5
P O	5305-018-0132	SCREW, CAP, HEXAGON HEAD: MAGNETO MTG, 3/8-16 THD SIZE, 2 1/2 IN. LG MS35297-67 (96906)		EA 1	*	*	*	*	16	6
P O	5307-275-3756	STUD: MAGNETO MTG, 3/8-24 THD SIZE PC110 (66289)		EA 1	*	*	*	*	16	8
X1		GASKET: MAGNETO FLANGE QD616 (66289) (PART OF GASKET SET, FSN 2805-708-9423)		EA 1						
		GROUP 17 - CRANKSHAFT, PISTON AND CONNECTING ROD							17	1
X20		CRANK, STARTING U212W (66289)		EA 1						
		GROUP 19 - CAMSHAFT AND FUEL PUMP							19	1
P O	2910-422-9546	LINE, FUEL: PUMP TO CARBURETOR RML122 (66289)		EA 1	*	*	*	*	19	2
P O	4730-741-0349	ELBOW: FUEL LINE RF1225 (66289)		EA 1	*	*	*	*	19	3
X20		ELBOW: FUEL STRAINER MTG RF1397 (66289)		EA 1					19	4
P O	5306-207-6501	SCREW, CAP, HEXAGON HEAD: FUEL PUMP MTG, 5/16-18 THD SIZE, 3/4 IN. LG XD15 (66289)		EA 2	*	*	*	*	19	5
P O	5310-010-3320	WASHER, LOCK: FUEL PUMP MTG SCREW, 5/16-18 THD SIZE MS35338-7 (96906)		EA 2	*	*	*	*	19	6
P O	2910-339-4836	PUMP, FUEL LP38F31 (66289)		EA 1	*	2	2	2	19	7
X1		GASKET: FUEL PUMP MTG QD538A (66289) (PART OF GASKET SET, FSN 2805-708-9423)		EA 1					19	8
P O	5306-207-9153	SCREW, CAP, HEXAGON HEAD: FUEL PUMP ADAPTER MTG, 1/4-20 THD SIZE, 3/4 IN. LG XD6 (66289)		EA 2	*	*	*	*	19	9
P O	5310-261-7341	WASHER, LOCK: FUEL PUMP ADAPTER MTG SCREW, 1/4-20 THD SIZE FE3 (66289)		EA 2	*	*	*	*	19	10
X20		ADAPTER AND PRIMER ASSEMBLY: FUEL PUMP TF96-10 (66289)		EA 1					19	11
X1		PIN, STRAIGHT THREAD TA115 (66289)		EA 1						

(1) SMR CODE	(2) FEDERAL STOCK NUMBER	(3) DESCRIPTION  REF NUMBER & MFR CODE	(4) USABLE ON CODE	(5) UNIT OF MEAS INC IN UNIT	(6) 15-DAY ORGANIZATIONAL MAINTENANCE ALW				(7) ILLUS- TRATION		
					(a) 1-5	(b) 6-20	(c) 21-50	(d) 51-100	(a) FIG. NO.	(b) ITEM NO.	
X1		SHAFT TA114S1 (66289)		EA	1					19	12
X1		RING, O: PACKING MS29561-010 (96906)		EA	1					19	13
X1		SPRING, TORSION, HELICAL PM145 (66289)		EA	1					19	14
X1		ADAPTER, FUEL PUMP LQ30 (66289)		EA	1					19	15
X20		BUSHING, SLEEVE TA116 (66289)		EA	1					19	16
X1		PLUNGER TA111B (66289)		EA	1					19	17
X1		GASKET: FUEL PUMP ADAPTER QD67 (66289) (PART OF GASKET SET, FSN 2805-708-9423)		EA	1					19	18
GROUP 20 - IDLER GEAR AND OIL FILLER											
P O	6680-112-8126	SABER, OIL RJ159M (66289)		EA	1	*	*	*	2	20	1
P O	2805-708-9400	CAP, OIL FILLER L0-60-3 (66289)		EA	1	*	*	*	*	20	2
X20		TUBE, OIL FILLER LJ300P (66289)		EA	1					20	3
X20		SCREEN, OIL FILLER RC91 (66289)		EA	1					20	4
MFO	2940-922-2094	LINE, OIL: CRANKCASE TO GOVERNOR RM472 (66289)		EA	1	*	*	*	*	20	5
P O	4730-827-5512	TEE: OIL LINE RF1281 (66289)		EA	1	*	*	*	*	20	6
P O	5305-206-1071	SCREW, CAP, HEXAGON HEAD: OIL FILTER PAD COVER MTG, 5/16-18 THD SIZE, 1 IN. LG XD17 (66289)		EA	2	*	*	*	*	20	13
P O	5310-010-3320	WASHER, LOCK: OIL FILTER PAD COVER MTG SCREW, 5/16-18 THD SIZE MS35338-7 (96906)		EA	2	*	*	*	*	20	14
X20		PLATE: OIL FILTER PAD SA65C (66289)		EA	1					20	15
X1		GASKET: OIL FILTER PAD COVER QD595A (66289) (PART OF GASKET SET, FSN 2805-708-9423)		EA	1					20	16
GROUP 21 - CYLINDER BLOCK											
P O	5306-207-9166	BOLT, MACHINE, HEXAGON HEAD: COVER PLATE MTG, 5/16-18 THD SIZE, 1 1/2 IN. LG XD21 (66289)		EA	4	*	*	*	*	21	2
P O	5310-846-1376	WASHER, FLAT: COVER PLATE MTG SCREW, 5/16-18 THD SIZE PH22A (66289)		EA	4	*	*	*	*	21	3
X20		PLATE, COVER: VALVE INSPECTION SA68 (66289)		EA	4					21	4
X1		GASKET: VALVE COVER PLATE QD612A (66289) (PART OF GASKET SETS, FSN 2805-708-9423 AND FSN 2805-959-4014)		EA	4					21	5

(1) SMR CODE	(2) FEDERAL STOCK NUMBER	(3) DESCRIPTION  REF NUMBER & MFR CODE	USABLE ON CODE	(4) UNIT OF MEAS	(5) QTY INC IN UNIT	(6) 15-DAY ORGANIZATIONAL MAINTENANCE ALW				(7) ILLUS- TRATION	
						(a) 1-5	(b) 6-20	(c) 21-50	(d) 51-100	(a) FIG. NO.	(b) ITEM NO.
GROUP 23 - BASE, TOW BAR, WHEEL AND AXLE ASSEMBLIES											
P O		SCREW, MACHINE: CRANK CRADLE MTG, NO. 6-32 THD SIZE, 5/8 IN. LG 13214E3290-21 (97403)		EA	4	*	*	*	*	23	1
X20		CRADLE, CRANK 6220-1A (91506)		EA	1					23	2
X20		CRADLE, CRANK 6019-12A (91506)		EA	1					23	3
P O	5310-584-7340	NUT, HEXAGON: KICK STAND MTG SCREW, 3/8-24 THD SIZE F52NE064 (72962)		EA	2	*	*	*	*	23	4
X20		WASHER, BEVEL: KICK STAND MTG SCREW, 3/8-24 THD SIZE 1-1-4X1-1-4 (72028)		EA	2					23	5
P O	5305-269-2805	SCREW, CAP, HEXAGON HEAD: KICK STAND MTG, 3/8-24 THD SIZE, 1 1/4 IN. LG MS90726-62 (96906)		EA	2	*	*	*	*	23	6
X20		BASE PLATE ASSEMBLY: KICK STAND 4860-63 (02032)		EA	1					23	7
P O	5310-822-9087	NUT, LOCK, HEXAGON: KICK STAND, 5/8-11 THD SIZE F52NE101 (72962)		EA	1	*	*	*	*	23	8
X20		SPRING, DIE: KICK STAND 06YH10 (17178)		EA	1					23	9
P O	6115-113-8021	STAND, KICK 4860-147 (02032)		EA	1	*	*	2	2	23	10
P O	5315-839-5822	PIN, COTTER: TOW BAR PIN MS24665-353 (96906)		EA	2	*	*	*	*	23	11
X20		PIN, CLEVIS: TOW BAR PIN EC01-2-1LSXSP (09094)		EA	2					23	12
P O	5310-809-5998	WASHER, FLAT: TOW BAR PIN, 1/2 IN. SCREW SIZE MS27183-18 (96906)		EA	2	*	*	*	*	23	13
P O		PIN, TOW BAR 4860-114 (02032)		EA	2	*	*	*	2	23	14
X20		BAR ASSEMBLY, TOW 4860-55 (02032)		EA	1					23	15
P O	5310-584-7340	NUT, HEXAGON: CLEVIS BRACKET MTG SCREW, 3/8-24 THD SIZE F52NE064 (72962)		EA	8	*	*	*	*	23	16
P O	5305-269-2803	SCREW, CAP, HEXAGON HEAD: CLEVIS BRACKET BRACKET MTG, 3/8-24 THD SIZE, 1 IN. LG MS90726-60 (96906)		EA	8	*	*	*	*	23	17
X20		BRACKET, CLEVIS 4860-46-1 (02032)		EA	2					23	18
X20		BRACKET, CLEVIS 4860-46-2 (02032)		EA	2					23	19
P O	5310-584-7340	NUT, HEXAGON: PINTLE BRACKET MTG SCREW, 3/8-24 THD SIZE F52NE064 (72962)		EA	2	*	*	*	*	23	20
P O	5305-269-2803	SCREW, CAP, HEXAGON HEAD: PINTLE BRACKET MTG, 3/8-24 THD SIZE, 1 IN. LG MS90726-60 (96906)		EA	2	*	*	*	*	23	21
P O	5310-013-4524	NUT, HEXAGON: PINTLE BRACKET CLEVIS PIN MTG SCREW, NO. 6-32 THD SIZE MS35649-42 (96906)		EA	1	*	*	*	*	23	22

(1) SMR CODE	(2) FEDERAL STOCK NUMBER	(3) DESCRIPTION  REF NUMBER & MFR CODE	(4) USABLE ON CODE	(5) UNIT OF MEAS INC IN UNIT	(6) 15-DAY ORGANIZATIONAL MAINTENANCE ALW				(7) ILLUS- TRATION	
					(a) 1-5	(b) 6-20	(c) 21-50	(d) 51-100	(a) FIG. NO.	(b) ITEM NO.
P O	5310-579-0079	WASHER, LOCK: PINTLE BRACKET CLEVIS PIN MTG SCREW, NO. 6-32 THD SIZE, INTERNAL TOOTH MS35333-37 (96906)	EA	1	*	*	*	*	23	23
P O		SCREW, MACHINE: PINTLE BRACKET CLEVIS PIN MTG, NO. 6-32 THD SIZE, 5/8 IN. LG 13214E3290-21 (97403)	EA	1	*	*	*	*	23	24
X20		PIN, CLEVIS: PINTLE BRACKET EC01-2-21SYSP (09094)	EA	1					23	25
X20		BRACKET, PINTLE 4860-44 (02032)	EA	1					23	26
P O	5310-543-2628	NUT, HEXAGON: CABLE CLAMP MTG SCREW, 3/8-16 THD SIZE MS35690-602 (96906)	EA	2	*	*	*	*	23	27
P O	5310-637-9541	WASHER, LOCK: CABLE CLAMP MTG SCREW, 3/8-16 THD SIZE MS35338-46 (96906)	EA	4	*	*	*	*	23	28
X20		WASHER, BEVEL: CABLE CLAMP MTG SCREW, 3/8-16 THD SIZE 1-1-4X1-1-4 (72028)	EA	2					23	29
P O	5310-080-6004	WASHER, FLAT: CABLE CLAMP MTG SCREW MS27183-14 (96906)	EA	2	*	*	*	*	23	30
P O	5305-269-3224	SCREW, CAP, HEXAGON HEAD: CABLE CLAMP MTG, 3/8-16 THD SIZE, 4 IN. LG MS90725-74 (96906)	EA	2	*	*	*	*	23	31
X20		CLAMP, CABLE: POWER SUPPLY CABLE 4860-107 (02032)	EA	1					23	32
P O		BOLT, HEXAGON HEAD: WHEEL MTG, 1/2-20 THD SIZE, 15/16 IN. THD LG, 1 1/2 IN. LG ST1220 (83386)	EA	8	*	*	*	*	23	33
P O	2530-115-0182	WHEEL ASSEMBLY, DISK 34418 (41885)	EA	2	*	*	*	*	23	34
P O	2610-051-0120	TIRE, PNEUMATIC MS35389-5 (96906)	EA	2	*	2	2	3	23	35
X20		CAP, GREASE: WHEEL 16CZP (41885)	EA	2					23	36
P O	5315-849-9854	PIN, COTTER: WHEEL MTG MS24665-498 (96906)	EA	2	*	*	*	*	23	37
P O		NUT, CASTELLATED: WHEEL MTG, 1-14 UNC 2B, RH THD X39-70 (75828)	EA	2	*	*	*	*	23	38
P O	3110-827-8646	BEARING, WHEEL L44643 (60038)	EA	2	*	2	2	2	23	39
P O	2530-115-0183	HUB, WHEEL 34822 (41885)	EA	2	*	*	*	*	23	40
P O	3110-827-8646	BEARING, WHEEL L44643 (60038)	EA	2	REF	REF	REF	REF	23	41
P O	5330-994-1647	SEAL, GREASE: WHEEL 203025X (81596)	EA	2	*	2	2	2	23	42
X20		BASE ASSEMBLY 4860-39 (02032)	EA	1					23	47
P O	5325-784-0139	PASTENER: CANVAS COVER XX78328 (83058)	EA	10	*	2	2	4	23	48

(1) SMR CODE	(2) FEDERAL STOCK NUMBER	(3) DESCRIPTION  REF NUMBER & MFR CODE	(4) USABLE ON CODE	(5) UNIT OF MEAS	(6) QTY INC IN UNIT	(6) 15-DAY ORGANIZATIONAL MAINTENANCE ALW				(7) ILLUS- TRATION	
						(a)	(b)	(c)	(d)	(a) FIG. NO.	(b) ITEM NO.
						1-5	6-20	21-50	51-100		
P O	2805-959-4014	GASKET SET, VALVE GRINDING Q28 (66289) CONSISTS OF:  6-GASKET  2-GASKET  4-GASKET		EA	1	*	2	2	4		
										15	17
										15	32
										21	5
P O	2805-708-9423	GASKET SET Q12-4 (66289) CONSISTS OF:  6-GASKET  3-GASKET  2-GASKET  2-GASKET  1-GASKET  1-GASKET  1-GASKET  1-GASKET  3-GASKET  3-GASKET  2-GASKET  1-GASKET  1-GASKET  1-GASKET  4-GASKET		EA	1	*	2	2	4		
										15	17
										15	19
										15	32
										15	35
										15	44
										16	8
										16	19
										16	22
										17	10
										17	11
										18	24
										19	7
										19	18
										20	16
										21	5
X20		KIT, WINTERIZATION SK1387AS2 (66289) CONSISTS OF:  1-TUBING  3-CLAMP  3-CLAMP  1-HOSE  1-ELBOW  1-CONNECTION  10-WASHER  2-CLAMP  1-DUCT  1-DUCT  1-BAFFLE  1-SHUTTER AND CONTROL ASSEMBLY		EA	1					24	



(1)	(2)	(3)	(4)	(5)	(6)	(7)	(8)	(9)	
SMR CODE	FEDERAL STOCK NUMBER	DESCRIPTION	USABLE ON CODE	UNIT OF MEAS	QTY INC IN UNIT	30-DAY DS MAINT ALLOWANCE (a) (b) (c)	30-DAY GS MAINT ALLOWANCE (a) (b) (c)	ALW PER 100 EQUIP CNTGY	ILLUS- TRATION (a) (b) FIG. ITEM NO. NO.
		REF NUMBER & MFR CODE							
		SECTION V - REPAIR PARTS FOR DS AND GS MAINTENANCE							
		GROUP 01 - CANVAS COVER AND TUBULAR FRAME							
P O	6115-113-8020	COVER, CANVAS 4860-25 (02032)		EA	1	* 2 2	* 2 2	20	1 1
P F	5306-225-8497	SCREW, CAP, HEXAGON HEAD: FRAME ASSEMBLY MTG, 5/16-18 THD SIZE, 3/4 IN. LG MS90725-32 (96906)		EA	4	* * *	* * *	*	1 2
P F	5310-167-0721	WASHER, LOCK: FRAME ASSEMBLY MTG SCREW, 5/16-18 THD SIZE, INTERNAL TOOTH MS35333-41 (96906)		EA	4	* * *	* * *	*	1 3
X20		FRAME ASSEMBLY, TUBULAR 4860-21 (02032)		EA	1				1 4
P O		NUT, SELF-LOCKING, HEXAGON: CABLE HOOK MTG SCREW, 5/16-18 THD SIZE F52NE058 (72962)		EA	4	* * *	* * *	*	1 5
P O	5305-984-5682	SCREW, MACHINE: CABLE HOOK MTG, 5/16-18 THD SIZE, 2 IN. LG MS35206-302 (96906)		EA	4	* * *	* * *	*	1 6
X20		HOOK, CABLE 4860-52 (02032)		EA	2				1 7
P O	5306-225-8494	SCREW, CAP, HEXAGON HEAD: THROTTLE AND CHOKE BRACKET MTG, 5/16-18 THD SIZE, 16 1/2 IN. LG MS90725-29 (96906)		EA	2	* * *	* * *	*	1 8
P O	5310-167-0721	WASHER, LOCK: THROTTLE AND CHOKE BRACKET MTG SCREW, 5/16-18 THD SIZE, INTERNAL TOOTH MS35333-41 (96906)		EA	2	* * *	* * *	*	1 9
X20		BRACKET, MOUNTING: THROTTLE AND CHOKE 4860-45 (02032)		EA	1				1 10
P O	5310-012-0622	NUT, HEXAGON: MUFFLER COVER MTG SCREW, NO. 8-32 THD SIZE MS35649-82 (96906)		EA	4	* * *	* * *	*	1 11
P O	5310-559-0070	WASHER, LOCK: MUFFLER COVER MTG SCREW, NO. 8-32 THD SIZE MS35333-38 (96906)		EA	4	* * *	* * *	*	1 12
X20		CLAMP, TUBE: MUFFLER COVER, 1 IN. DIA C3052S16-24 (78553)		EA	4				1 13
P O		SCREW, MACHINE: MUFFLER COVER MTG, NO. 8-32 THD SIZE, 5/8 IN. LG 13214E3290-36 (97403)		EA	4	* * *	* * *	*	1 14
X20		COVER, MUFFLER 4860-96 (02032)		EA	1				1 15
P O	5305-753-4269	SCREW, ASSEMBLED WASHER: THROTTLE CABLE BRACKET MTG, NO. 8-32 THD SIZE, 1/2 IN. LG 13211E3290-36 (97403)		EA	1	* * *	* * *	*	1 16
X20		BRACKET: THROTTLE CABLE 4860-66 (02032)		EA	1				1 17
P O	5310-012-0622	NUT, HEXAGON: CLAMP MTG, NO. 8-32 THD SIZE MS35649-82 (96906)		EA	1	* * *	* * *	*	1 18
X20		CLAMP: THROTTLE CABLE 4886S3-24 (78553)		EA	2				1 19
P O	5310-559-0070	WASHER, LOCK: CLAMP MTG, NO. 8-32 THD SIZE MS35333-38 (96906)		EA	1	* * *	* * *	*	1 20

(1)	(2)	(3)	(4)	(5)	(6)	(7)	(8)	(9)
SMR	FEDERAL	DESCRIPTION	USABLE	QTY	30-DAY DS MAINT	30-DAY GS MAINT	ALW	ILLUS-
CODE	STOCK		ON	INC	ALLOWANCE	ALLOWANCE	PER	TRATION
	NUMBER	REF NUMBER & MFR CODE	CODE	IN	(a) (b) (c)	(a) (b) (c)	100	(a) (b)
				UNIT	1-20 21-50 51-100	1-20 21-50 51-100	EQUIP	FIG. ITEM
				MEAS	UNIT	UNIT	NO.	NO.
P O	5305-753-4269	SCREW, MACHINE: CLAMP MTG, NO. 8-32 THD SIZE, 5/8 IN. LG 13214E3290-36 (97403)	EA	1	* * *	* * *	*	1 21
P O	5310-012-0622	NUT, HEXAGON: CLAMP MTG, NO. 8-32 THD SIZE MS35649-82 (96906)	EA	1	* * *	* * *	*	1 22
X20		CLAMP, CABLE C4980S4-90 (78553)	EA	1				1 23
P O	5310-559-0070	WASHER, LOCK: BRACKET MTG SCREW, NO. 8-32 THD SIZE MS35333-38 (96906)	EA	1	* * *	* * *	*	1 24
P O	5305-753-4269	SCREW, MACHINE: BRACKET MTG, NO. 8-32 THD SIZE, 5/8 IN. LG 13214E3290-36 (97403)	EA	1	* * *	* * *	*	1 25
		GROUP 02 - CONTROL BOX DOOR						
P O	6645-940-0760	METER: TIME TOTAL MS16970-1 (96906)	EA	1	* * 2	* * 2	10	2 1
P O	6625-555-3095	VOLTMETER MR26S050DCVVR (81349)	EA	1	* 2 2	* 2 2	20	2 2
P O	5930-655-1522	SWITCH, STOP, TOGGLE MS35058-30 (96906)	EA	1	2 2 4	2 2 4	50	2 3
P O	5930-615-7878	SWITCH, CONTROL, TOGGLE MS25068-31 (96906)	EA	1	2 2 4	2 2 4	50	2 4
P O	5320-904-4136	RIVET, DOMED: POP OPEN END AD43ABS (61957)	EA	4	* * *	* * *	*	2 5
X20		PLATE, INFORMATION: OPERATING INSTRUCTIONS 4860-87 (02032)	EA	1				2 6
X20		PLATE, INFORMATION: SCHEMATIC AND WIRING 4860-86 (02032)	EA	1				2 7
P F	5310-012-0614	NUT, HEXAGON: CONTROL BOX DOOR MTG SCREW, NO. 10-32 THD SIZE MS35650-102 (96906)	EA	5	* * *	* * *	*	2 8
P F	5310-576-5752	WASHER, LOCK: CONTROL BOX DOOR MTG SCREW, NO. 10-32 THD SIZE, INTERNAL TOOTH MS35333-39 (96906)	EA	5	* * *	* * *	*	2 9
P F	5310-013-8479	WASHER, LOCK: CONTROL BOX DOOR MTG SCREW, NO. 10-32 THD SIZE, EXTERNAL TOOTH	EA	5	* * *	* * *	*	2 10
P F		SCREW, MACHINE: CONTROL BOX DOOR MTG, NO. 10-32 THD SIZE, 3/8 IN. LG 13214E3290-63 (97403)	EA	5	* * *	* * *	*	2 11
X2F		DOOR, CONTROL BOX 4860-24 (02032)	EA	1				2 12
X2F		RING, RETAINER: CONTROL BOX DOOR STUD 85-34-101-17 (94222)	EA	2				2 13
X2F		STUD, WING: CONTROL BOX DOOR 85-12-260-16 (94222)	EA	2				2 14
		GROUP 03 - CONTROL BOX						
P F	5310-208-2667	NUT, SELF-LOCKING: CONTROL BOX MTG SCREW, 1/4-20 THD SIZE, STEEL 21FK420 (56878)	EA	4	* * *	* * *	*	3 1

(1) SMR CODE	(2) FEDERAL STOCK NUMBER	(3) DESCRIPTION  REF NUMBER & MFR CODE	(4) USABLE ON CODE	(5) UNIT OF MEAS	(6) QTY INC IN UNIT	(7) 30-DAY DS MAINT ALLOWANCE			(7) 30-DAY GS MAINT ALLOWANCE			(8) 1-YR ALW PER 100 EQUIP CNTGTY	(9) ILLUS- TRATION	
						(a)	(b)	(c)	(a)	(b)	(c)		(a) FIG. NO.	(b) ITEM NO.
P F		SCREW, ASSEMBLED WASHER: CONTROL BOX MTG, 1/4-20 THD SIZE, HEXAGON HEAD 13214E3290-78 (97403)		EA	4	*	*	*	*	*	*	*	3	2
X2F		CONTROL BOX ASSEMBLY 4860-77 (02032)		EA	1								3	3
X2F		BOX, CONTROL 4860-38 (02032)		EA	1								3	4
P O	5310-720-8528	NUT, HEXAGON: POWER CABLE MTG, 3/8-16 THD SIZE MS35690-602 (96906)		EA	1	*	*	*	*	*	*	*	3	5
P O	5310-184-8971	WASHER, LOCK: POWER CABLE MTG, 3/8-16 THD SIZE MS35338-103 (96906)		EA	1	*	*	*	*	*	*	*	3	6
P O	6150-240-4411	CABLE, POWER AN2551E20 (88044)		EA	1	*	2	2	*	2	2	20	3	7
P O	5310-720-8528	NUT, HEXAGON: WIRING HARNESS MTG, 3/8-16 THD SIZE MS35690-611 (96906)		EA	1	*	*	*	*	*	*	*	3	8
P O	5310-184-8971	WASHER, LOCK: WIRING HARNESS MTG, 3/8-16 THD SIZE MS35338-103 (96906)		EA	1	*	*	*	*	*	*	*	3	9
P F	6115-113-8019	HARNESS, WIRING 4860-94 (02032)		EA	1	*	2	2	*	2	2	20	3	10
P F	5310-720-8528	NUT, HEXAGON: BUS BAR MTG, 3/8-16 THD SIZE MS35690-602 (96906)		EA	1	*	*	*	*	*	*	*	3	11
P F	5310-184-8971	WASHER, LOCK: BUS BAR MTG, 3/8-16 THD SIZE MS35338-103 (96906)		EA	1	*	*	*	*	*	*	*	3	12
P F	5310-720-8528	NUT, HEXAGON: BUS BAR MTG, 3/8-16 THD SIZE MS35690-611 (96906)		EA	1	*	*	*	*	*	*	*	3	13
P F	5310-184-8971	WASHER, LOCK: BUS BAR MTG, 3/8-16 THD SIZE MS35338-103 (96906)		EA	1	*	*	*	*	*	*	*	3	14
X2F		BUS BAR: TB1 TO K1 4860-92 (02032)		EA	1								3	15
P F	5310-685-6850	NUT, HEXAGON: BUS BAR MTG, 1/2-13 THD SIZE MS35690-811 (96906)		EA	1	*	*	*	*	*	*	*	3	16
P F	5310-577-5354	WASHER, LOCK: BUS BAR MTG, 1/2-13 THD SIZE MS35338-105 (96906)		EA	1	*	*	*	*	*	*	*	3	17
P F	5310-720-8528	NUT, HEXAGON: BUS BAR MTG, 3/8-16 THD SIZE MS35690-611 (96906)		EA	1	*	*	*	*	*	*	*	3	18
P F	5310-184-8971	WASHER, LOCK: BUS BAR MTG, 3/8-16 THD SIZE MS35338-103 (96906)		EA	1	*	*	*	*	*	*	*	3	19
X2F		BUS BAR: TB1 TO K2 4860-93 (02032)		EA	1								3	20
P F	5310-550-0777	NUT, HEXAGON: TERMINAL BOARD MTG SCREW, 1/4-20 THD SIZE MS35690-402 (96906)		EA	4	*	*	*	*	*	*	*	3	21
P F	5310-550-1130	WASHER, LOCK: TERMINAL BOARD MTG SCREW, 1/4-20 THD SIZE MS35333-40 (96906)		EA	4	*	*	*	*	*	*	*	3	22
P F		SCREW, ASSEMBLED WASHER: TERMINAL BOARD MTG, 1/4-20 THD SIZE, 1 IN. LG 13214E3290-81 (97403)		EA	4	*	*	*	*	*	*	*	3	23

(1)	(2)	(3)	(4)	(5)	(6)	(7)	(8)	(9)
SMR	FEDERAL	DESCRIPTION	USABLE	UNIT	QTY	30-DAY DS MAINT	30-DAY GS MAINT	ILLUS-
CODE	STOCK	REF NUMBER & MFR CODE	ON	OF	INC	ALLOWANCE	ALLOWANCE	TRATION
	NUMBER		CODE	MEAS	UNIT	(a) (b) (c)	(a) (b) (c)	FIG. ITEM
						1029 21-50 51-100	1-20 21-50 51-100	NO. NO.
							ALW PER 100 EQUIP CNTGTY	
P O	5310-184-8971	WASHER, LOCK: TERMINAL BOARD STUD MTG, 3/8-16 THD SIZE MS35338-103 (96906)	EA	2	*	*	*	3 24
P O	5310-720-8528	NUT, HEXAGON: TERMINAL BOARD STUD MTG, 3/8-16 THD SIZE MS35690-611 (96906)	EA	2	*	*	*	3 25
X2F		TERMINAL BOARD ASSEMBLY 4860-83 (03032)	EA	1				3 26
P F	5985-113-7495	STUD ASSEMBLY, LOAD: POSTIVE, 3/8-16 THD SIZE 4860-50 (02032)	EA	2	*	2 2	* 2 2	20 3 27
X2F		BOARD TERMINAL 4860-26 (02032)	EA	1				3 28
P F	5310-685-6850	NUT, HEXAGON: LOAD STUD ASSEMBLY MTG, 1/2-13 THD SIZE MS35690-811 (96906)	EA	1	*	*	*	3 29
P F	5310-577-5354	WASHER, LOCK: LOAD STUD ASSEMBLY MTG, 1/2-13 THD SIZE MS35338-105 (96906)	EA	1	*	*	*	3 30
P F	5310-685-6850	NUT, HEXAGON: LOAD STUD ASSEMBLY MTG, 1/2-13 THD SIZE MS35690-811 (96906)	EA	1	*	*	*	3 31
P F	5310-577-5354	WASHER, LOCK: LOAD STUD ASSEMBLY MTG, 1/2-13 THD SIZE MS35338-105 (96906)	EA	2	*	*	*	3 32
P F	5310-685-6850	NUT, HEXAGON: LOAD STUD ASSEMBLY MTG, 1/2-13 THD SIZE MS35690-811 (96906)	EA	1	*	*	*	3 33
P F	5985-113-7494	STUD ASSEMBLY, LOAD: NEGATIVE GROUND, 1/2-13 THD SIZE 4860-49 (02032)	EA	1	*	2 2	* 2 2	20 3 34
P F	5310-685-6850	NUT, HEXAGON: BUS BAR MTG, 1/2-13 THD SIZE MS35690-811 (96906)	EA	1	*	*	*	3 35
P F	5310-577-5354	WASHER, LOCK: BUS BAR MTG, 1/2-13 THD SIZE MS35338-105 (96906)	EA	1	*	*	*	3 36
X2F		BUS BAR: K1 TO K2 RELAY 4860-91 (02032)	EA	1				3 37
P F	5310-012-0614	NUT, HEXAGON: RELAY MTG SCREW, NO. 10-32 THD SIZE MS35650-102 (96906)	EA	4	*	*	*	3 38
P F	5310-576-5752	WASHER, LOCK: RELAY MTG SCREW, NO. 10-32 THD SIZE MS35333-39 (96906)	EA	4	*	*	*	3 39
X2F		SCREW, ASSEMBLED WASHER: RELAY MTG, NO. 10-32 THD SIZE, 3/8 IN. LG 13214E3290-63 (97403)	EA	4				3 40
P F	2925-019-8989	RELAY, REVERSE CURRENT: K1 A700AAP (74063)	EA	1	2	2 4	2 2 4	50 3 41
P F	5310-826-5213	NUT, HEXAGON: RELAY MTG SCREW 1/4-20 THD SIZE MS35690-402 (96906)	EA	2	*	*	*	3 42
P F	5310-012-1637	WASHER, LOCK: RELAY MTG SCREW, 1/4-20 THD SIZE MS35333-40 (96906)	EA	2	*	*	*	3 43
P F	5305-699-7008	SCREW, ASSEMBLED WASHER: RELAY MTG, 1/4-20 THD SIZE, 1/2 IN. LG, HEXAGON HEAD 7370161 (19207)	EA	2	*	*	*	3 44

(1) SMR CODE	(2) FEDERAL STOCK NUMBER	(3) DESCRIPTION  REF NUMBER & MFR CODE	(4) USABLE ON CODE	(5) UNIT OF MEAS	(6) QTY INC IN UNIT	(7) 30-DAY DS MAINT			(7) 30-DAY GS MAINT			(8) 1-YR ALW PER 100 EQUIP CNTQTY	(9) ILLUS- TRATION	
						(a)	(b)	(c)	(a)	(b)	(c)	(a)	(b)	
P F	5945-500-7195	RELAY, OUTPUT: DC VOLTAGE, K2 MS24185D1 (96906)		EA	1	2	2	3	2	2	3	30	3	45
P O	9320-114-1332	GASKET, SIDE 4860-30-2 (02032)		EA	2	*	2	2*	2	2	20		3	46
P O	9320-114-1331	GASKET, TOP 4860-31-1 (02032)		EA	1	*	2	2	*	2	2	20	3	47
P F	5970-533-1123	BUSHING W/LOCKNUT, ELECTRICAL: MALE B2 (83090)		EA	1	*	*	*	*	*	*	*	3	48
P F	5975-615-9165	BUSHIN, ELECTRICAL: FEMALE 24-2 (83090)		EA	1	*	*	*	*	*	*	*	3	49
		GROUP 04 - VOLTAGE REGULATOR												
P O R	6110-842-6376	REGULATOR, VOLTAGE E15972-2 (1001)		EA	1	2	2	3	2	2	3	40	4	
X1		LEAD, ELECTRICAL 9770096G12 (01526)		EA	1								4	1
X1		SCREW, MACHINE: LEAD MG N81P13004C (01526)		EA	1								4	2
X1		WASHER, LOCK: LEAD MTG SCREW N407P7C (01526)		EA	1								4	3
X1		WASHER, FLAT: LEAD MTG SCREW N401P7C (01526)		EA	1								4	4
X1		SCREW, ADJUSTING K5759495P1 (01526)		EA	1								4	5
P F	5310-013-4530	NUT, HEXAGON: SCREW HOLDER MTG SCREW MS35649-62 (96906)		EA	1	*	*	*	*	*	*	*	4	6
P F	5305-889-3001	SCREW, MACHINE: SCREW HOLDER MTG MS35206-231 (96906)		EA	1	*	*	*	*	*	*	*	4	7
X1		SEAL, DUST: SCREW HOLDER 274A760F1 (01526)		EA	1								4	8
X1		HOLDER, SCREW K5759477P1 (01526)		EA	1								4	9
P F	5310-013-4530	NUT, HEXAGON: SCREW HOLDER MTG SCREW MS35649-62 (96906)		EA	2	*	*	*	*	*	*	*	4	10
P F	5310-198-3724	WASHER, LOCK: SCREW HOLDER MTG SCREW MS35337-41 (96906)		EA	2	*	*	*	*	*	*	*	4	11
P F	5310-167-0832	WASHER, FLAT: SCREW HOLDER MTG SCREW AN960-6L (88044)		EA	2	*	*	*	*	*	*	*	4	12
P F	5970-741-2814	WASHER, INSULATOR: CARBON PILE K8689290 (01526)		EA	1	*	*	*	*	*	*	*	4	13
P F	5970-603-5927	WASHER, INSULATOR: CARBON PILE K5759484P1 (01526)		EA	1	*	*	*	*	*	*	*	4	14
X1		BUSHING, INSULATOR K8689288 (01526)		EA	2								4	15
X1		PLATE, INSULATOR K5759484P1 (01526)		EA	1								4	16
X2F		WASHER, FLAT: SCREW HOLDER N402P37C11 (01526)		EA	2								4	17
P F	6110-174-9076	PILE, CARBON DISK: VOLTAGE K9114633 (01526)		EA	1	2	3	6	2	3	6	75	4	18
P F	6110-113-2927	TUBE, INSULATOR: PYREX GLASS K5759480P1 (01526)		EA	1	*	*	2	*	*	2	10	4	19
X2F		BASE ASSEMBLY 223B930G1 (01526)		EA	1								4	20

(1) SMR CODE	(2) FEDERAL STOCK NUMBER	(3) DESCRIPTION  REF NUMBER & MFR CODE	(4) USABLE ON CODE	(5) UNIT OF MEAS UNIT	(6) QTY INC (a)	(7) 30-DAY DS MAINT ALLOWANCE			(8) 30-DAY GS MAINT ALLOWANCE			(9) ILLUS- TRATION FIG. NO.	(10) EQUIP ITEM NO.	
						(a)	(b)	(c)	(a)	(b)	(c)			
X1		BASE SUBASSEMBLY 223B929G1 (01526)		EA	1							4	21	
P F		SCREW, MACHINE: BASE ASSEMBLY MTG, ROUNDHEAD, SLOTTED MS35201-263 (96906)		EA	3	*	*	*	*	*	*	4	22	
P F	5310-167-0662	WASHER, LOCK: BASE ASSEMBLY MTG SCREW MS35337-43 (96906)		EA	3	*	*	*	*	*	*	4	23	
P F	5310-809-8546	WASHER, FLAT: BASE ASSEMBLY MTG SCREW MS27183-8 (96906)		EA	3	*	*	*	*	*	*	4	24	
X1		LEAD, ELECTRICAL K8696040P21 (01526)		EA	1							4	25	
X1		LEAD, ELECTRICAL K8696040P15 (01526)		EA	1							4	26	
P F	5970-522-3969	SLEEVING, INSULATOR K9770093P2 (01526)		EA	2	*	*	2	*	*	2	10	4	27
P F	5905-114-0668	RESISTOR, R2 K5149893P1 (01526)		EA	1	2	2	4	2	2	4	50	4	28
P F	5310-012-0622	NUT, HEXAGON: RESISTOR MTG MS35649-82 (96906)		EA	1	*	*	*	*	*	*	4	29	
P F	5310-045-3299	WASHER, LOCK: RESISTOR MTG MS35338-42 (96906)		EA	1	*	*	*	*	*	*	4	30	
P F	5310-198-9348	WASHER, FLAT: RESISTOR MTG MS15975-207 (96906)		EA	1	*	*	*	*	*	*	4	31	
P F	5905-114-0669	RESISTOR: R3 K9192943P1 (01526)		EA	1	2	2	4	2	2	4	50	4	32
X1		INSULATION K5759483P1 (01526)		EA	1							4	33	
P F	5905-320-9915	RHEOSTAT K8699559Q5 (01526)		EA	1	2	2	4	2	2	4	50	4	34
P F	6115-113-8018	CUP, MAGNET 223B932P1 (01526)		EA	1	*	2	2	*	2	2	20	4	35
P F	6115-807-2984	FASTENER: SENSITIVE 274A761P1 (01526)		EA	4	*	*	*	*	*	*	4	36	
P F	5305-984-4988	SCREW, MACHINE: MAGNET CUP MS35206-228 (96906)		EA	2	*	*	*	*	*	*	4	37	
X1		WASHER, LOCK: MAGNET CUP N402P37C11 (01526)		EA	2							4	38	
P F	5310-638-4363	WASHER, FLAT: MAGNET CUP 4808-09-01 (78189)		EA	2	*	*	*	*	*	*	4	39	
P F	5940-113-5079	COIL, FIELD ASSEMBLY F1D134G8 (01526)		EA	1	2	2	4	2	2	4	50	4	40
P F	5950-113-7493	CORE K5759492P1 (01526)		EA	1	2	2	4	2	2	4	50	4	41
X1		PLATE, STOP 274A752G1 (01526)		EA	1							4	42	
X1		REST, SPRING K5759489P1 (01526)		EA	1							4	43	
P F	2925-707-6770	ARMATURE ASSEMBLY 223B922G1 (01526)		EA	1	2	2	4	2	2	4	50	4	44
X1		ARMATURE K5759482P1 (01526)		EA	1							4	45	
P F	5305-889-2998	SCREW, MACHINE: ARMATURE ASSEMBLY MTG MS35206-216 (96906)		EA	1	*	*	*	*	*	*	4	46	

(1) SMR CODE	(2) FEDERAL STOCK NUMBER	(3) DESCRIPTION  REF NUMBER & MFR CODE	(4) USABLE ON CODE	(5) UNIT OF MEAS	(6) QTY INC IN UNIT	(7) 30-DAY DS MAINT ALLOWANCE			(7) 30-DAY GS MAINT ALLOWANCE			(8) 1-YR ALW PER 100 EQUIP CNTGTY	(9) ILLUS- TRATION FIG. (a) (b) ITEM NO. NO.	
						(a)	(b)	(c)	(a)	(b)	(c)	(a)	(b)	
P F	5310-543-2410	WASHER, LOCK: ARMATURE ASSEMBLY MTG SCREW MS35338-40 (96906)		EA	1	*	*	*	*	*	*	*	4	47
P F	5310-951-4679	WASHER, FLAT: ARMATURE ASSEMBLY MTG SCREW MS27183-3 (96906)		EA	1	*	*	*	*	*	*	*	4	48
X1		WASHER, INSULATOR: ARMATURE ASSEMBLY K9049061P1 (01526)		EA	1								4	49
X1		BUSHING, INSULATOR K8689298P1 (01526)		EA	1								4	50
X1		BUSHING, SLEEVE K5759434P1 (01526)		EA	1								4	51
P F	2925-258-5915	CONNECTOR K8693014G1 (24446)		EA	1	2	3	5	2	3	5	60	4	52
X1		WASHER, INSULATOR: ARMATURE ASSEMBLY K8689298P1 (01526)		EA	1								4	53
P F	6115-807-2975	CLAMP 274A701P1 (01526)		EA	1	*	*	*	*	*	*	*	4	54
P F	6110-113-0743	SPRING K9390676P2 (01526)		EA	1	2	3	6	2	3	6	75	4	55
P F	5305-558-4889	SCREW, MACHINE: GUIDE ASSEMBLY MS35223-14 (96906)		EA	1	*	*	*	*	*	*	*	4	56
P F	5310-551-7770	WASHER, LOCK: GUIDE ASSEMBLY MS35337-40 (96906)		EA	2	*	*	*	*	*	*	*	4	57
X1		GUIDE ASSEMBLY PLATE 274A714G1 (01526)		EA	1								4	58
P F	5305-993-0191	SCREW, MACHINE: CLEAT MTG MS35206-212 (96906)		EA	1	*	*	*	*	*	*	*	4	59
P F	5310-551-7770	WASHER, LOCK: CLEAT MTG SCREW MS35337-40 (96906)		EA	1	*	*	*	*	*	*	*	4	60
X1		CLEAT K5759487P1 (01526)		EA	1								4	61
X1		HOUSING: VOLTAGE REGULATOR P5125292P1 (01526)		EA	1								4	62
		GROUP 05 - FUEL TANK, SELECTOR VALVE AND FUEL LINES												
P O	2910-113-2932	LINE ASSEMBLY: FUEL TANK TO SELECTOR VALVE 4860-118 (02032)		EA	1	2	2	3	2	2	3	40	5	1
X20		CLIP, SPRING: FUEL TANK DRAIN 26296 (08645)		EA	1								5	2
P O	2910-113-2930	CAP AND CHAIN ASSEMBLY: FUEL TANK 4860-105 (02032)		EA	1	*	2	2	*	2	2	15	5	3
X20		CONNECTOR, TUBE: FUEL TANK 9409908 (75833)		EA	1								5	4
X20		STANDPIPE, FITTING: FUEL TANK 4860-48 (02032)		EA	1								5	5
P O	5310-550-0777	NUT, HEXAGON: STRAP ASSEMBLY MTG, 1/4 IN. SCREW SIZE MS35690-402 (96906)		EA	4	*	*	*	*	*	*	*	5	6
P O	5310-550-1130	WASHER, LOCK: STRAP ASSEMBLY MTG, 1/4 IN. SCREW SIZE MS35333-40 (96906)		EA	4	*	*	*	*	*	*	*	5	7
X20		STRAP ASSEMBLY: FUEL TANK 4860-51 (02032)		EA	2								5	8

(1) SMR CODE	(2) FEDERAL STOCK NUMBER	(3) DESCRIPTION  REF NUMBER & MFR CODE	(4) USABLE ON CODE	(5) UNIT OF MEAS	(6) QTY INC UNIT	(7) 30-DAY DS MAINT			(7) 30-DAY GS MAINT			(8) 1-YR ALW PER 100 EQUIP CNTY	(9) ILLUS- TRATION	
						(a)	(b)	(c)	(a)	(b)	(c)	(a)	(b)	
P O	9320-114-1333	GASKET: FUEL TANK 4860-144-2 (02032)		EA	2	2	2	4	2	2	4	50	5	9
P O	2910-113-2928	TANK ASSEMBLY, FUEL 4860-7 (02032)		EA	1	*	2	2*	2	2	20		5	10
P O	9320-113-9841	GASKET: FUEL TANK, LONG 4860-144-1 (02032)		EA	2	2	2	4	2	2	4	50	5	11
P O	2910-141-9758	CAP, FILLER: FUEL TANK MS35645-1 (96906)		EA	1	*	2	2	*	2	2	15	5	12
P O	5330-684-7851	GASKET: FUEL TANK FILLER MS35643-1 (96906)		EA	1	2	2	4	2	2	4	50	5	13
P O	2910-113-2929	STRAINER, FUEL TANK ASSEMBLY 4800-84 (02032)		EA	1	2	2	3	2	2	3	40	5	14
P O	5315-187-9538	PIN, COTTER: FILLER CAP MS24665-349 (96906)		EA	1	*	*	*	*	*	*	*	5	15
P O	2910-113-2933	LINE ASSEMBLY: SELECTOR VALVE TO ENGINE 4860-119 (02032)		EA	1	2	2	3	2	2	3	40	5	16
P O	5310-012-0614	NUT, HEXAGON: VALVE MTG SCREW, NO. 2 THD SIZE MS3 50-102 (96906)		EA	2	*	*	*	*	*	*	*	5	17
P O	5310-576-5752	WASHER, LOCK: VALVE MTG SCREW, NO. 10-32 THD SIZE MS35333-39 (96906)		EA	2	*	*	*	*	*	*	*	5	18
P O		SCREW, W/LOCK WASHER, MACHINE: VALVE MTG, NO. 10-32 THD SIZE, 5/8 IN. LG 13214E3290-65 (97403)		EA	2	*	*	*	*	*	*	*	5	19
P O	2910-113-2931	CAP AND CHAIN ASSEMBLY: SELECTOR VALVE 4860-99 (02032)		EA	1	*	2	2	*	2	2	14	5	20
X20		CONNECTOR, TUBE: VALVE TO CAP ASSEMBLY 9409908 (75833)		EA	1								5	21
P O	4730-254-6225	ELBOW, PIPE TO TUBE: SELECTOR VALVE TO TUBE 49X4A (79470)		EA	2	*	*	*	*	*	*	*	5	22
P O	4820-639-9224	VALVE: FUEL SELECTOR MS35932-2 (96906)		EA	1	*	2	2	*	2	2	20	5	23
P O	5306-225-8496	SCREW, CAP, HEXAGON HEAD: SELECTOR VALVE BRACKET MTG, 5/16-18 THD SIZE, 5/8 IN. LG MS90725-31 (96906)		EA	2	*	*	*	*	*	*	*	5	24
P O	5310-407-9566	WASHER, LOCK: SELECTOR VALVE BRACKET MTG SCREW, 5/16-18 THD SIZE MS35338-45 (96906)		EA	2	*	*	*	*	*	*	*	5	25
X20		BRACKET: FUEL SELECTOR VALVE 4860-40 (02032)		EA	1								5	26
X2F		GROUP 06 - GOVERNOR CONTROL  CONTROL ASSEMBLY, GOVERNOR TT45AF11 (66289)		EA	1								6	
P F	5305-064-5614	SCREW, MACHINE: STOP BLOCK, NO. 5-40 THD SIZE, 1/2 IN. LG XA66 (66289)		EA	1	*	*	*	*	*	*	*	6	1
X1		BLOCK, STOP VE339A (66289)		EA	1								6	2
X1		CONTROL: KNOB AND ROD VE831 (66289)		EA	1								6	3



(1)	(2)	(3)	(4)	(5)	(6)	(7)	(8)	(9)
SMR	FEDERAL	DESCRIPTION	USABLE	UNIT	QTY	30-DAY DS MAINT	30-DAY GS MAINT	ILLUS-
CODE	STOCK		ON	OF	INC	ALLOWANCE	ALLOWANCE	TRATION
	NUMBER	REF NUMBER & MFR CODE	CODE	MEAS	UNIT	(a) (b) (c)	(a) (b) (c)	FIG. ITEM
						1-20 21-50 51-100	1-20 21-50 51-100	NO. NO.
							ALW PER 100 EQUIP CNTQTY	
P F	5315-584-1676	PIN, COTTER: SPEED LEVER SUPPORT PIN X11 (66289)	EA	1	*	* * *	* * *	6 4
P F	5310-637-2400	WASHER, FLAT: SPEED LEVER, 5/16 IN. SCREW, SIZE PH77A (66289)	EA	1	*	* * *	* * *	6 5
X1		PIN: SPEED LEVER SUPPORT TC365 (66289)	EA	1				6 6
X1		NUT, SLEEVE: ADJUSTING SCREW, NO. 10-32 THD SIZE FD173A (66289)	EA	1				6 7
X1		PIN: ADJUSTING SCREW SWIVEL TC368A (66289)	EA	1				6 8
X1		RETAINER: ADJUSTING SCREW SPRING PK121 (66289)	EA	1				6 9
X1		SPRING: ADJUSTING SCREW PM111-1 (66289)	EA	1				6 10
P F	5315-584-1676	PIN, COTTER: ADJUSTING SCREW SPRING X11 (66289)	EA	1	*	* * *	* * *	6 11
X1		SCREW, ADJUSTING P1115E (66289)	EA	1				6 12
X1		LEVER, VARIABLE SPEED VB134A10 (66289)	EA	1				6 13
P F		SCREW, MACHINE: COTTER PIN MTG NO. 8-32 THD SIZE, 5/16 IN. LG XA80 (66289)	EA	1	*	* * *	* * *	6 14
		GROUP 07 - BATTERY						
P O	5310-828-8189	NUT, WING: BATTERY HOLD-DOWN MS35425-41 (96906)	EA	2	*	* * *	* * *	7 1
P O	5310-087-7493	WASHER, FLAT: BATTERY HOLD-DOWN MS27183-13 (96906)	EA	2	*	* * *	* * *	7 2
P O	5310-167-0721	WASHER, LOCK: BATTERY HOLD-DOWN MS35333-41 (96906)	EA	2	*	* * *	* * *	7 3
P O	5310-543-2629	NUT, HEXAGON: BATTERY HOLD-DOWN MS35690-502 (96906)	EA	2	*	* * *	* * *	7 4
X20		HOLD-DOWN, BATTERY 4860-113-1 (02032)	EA	1				7 5
X20		HOLD-DOWN, BATTERY 4860-113-2 (02032)	EA	1				7 6
P O	6140-763-1204	BATTERY, STORAGE: DRY CELL MS18045-42 (88044)	EA	1	2	2 4	2 2 4	50 7 7
		GROUP 08 - OIL FILTER						
MP0		LINE: OIL FILTER INLET TO ENGINE 4860-110 (02032) MANUFACTURE FROM:	EA	1				8 1
P F	4710-845-1028	TUBE, 7 3/4 IN. REQUIRED, MILT3520 (81349)						
P F	4730-011-8537	NUT, FLARE, 45 DEG, SAE, 2 EA, 41-4 (79470)						
P O		SCREW, MACHINE: CABLE CLAMP MTG 13214E3290-37 (97403)	EA	2	*	* * *	* * *	8 2
P O		CLAMP, CABLE: 1/4 IN. DIA C498054-90 (78553)	EA	2	*	* * *	* * *	8 3

(1)	(2)	(3)	(4)	(5)	(6)	(7)	(8)	(9)	
SMR	FEDERAL	DESCRIPTION	USABLE	QTY	30-DAY DS MAINT	30-DAY GS MAINT	ALW	ILLUS-	
CODE	STOCK		ON	INC	ALLOWANCE	ALLOWANCE	PER	TRATION	
	NUMBER	REF NUMBER & MFR CODE	CODE	IN	(a) (b) (c)	(a) (b) (c)	100	(a) (b)	
				UNIT	1-20 21-50 51-100	1-20 21-50 51-100	EQUIP	FIG. ITEM	
				MEAS	UNIT	UNIT	CNTGY	NO. NO.	
MF0		LINE: OIL FILTER OUTLET TO ENGINE 4860-109 (02032) MANUFACTURE FROM:		EA	1			8	4
P F	4710-845-1028	TUBE, 21 IN. REQUIRED, MLT3520 (81349)							
P F	4730-011-8537	NUT, FLARE 45 DEG, SAE, 2 EA, 41-4 (79470)							
P O	5310-543-2629	NUT, PLAIN, HEXAGON: FILTER STRAP MTG SCREW, 5/16-18 UNC THD SIZE MS35690-502 (96906)	EA	4	* * *	* * *	* * *	8	5
P O	5310-407-9566	WASHER, LOCK: FILTER STRAP MTG SCREW MS35338-45 (96906)	EA	4	* * *	* * *	* * *	8	6
P O	5306-225-8499	SCREW, CAP, HEXAGON HEAD: FILTER STRAP MTG, 5/16-18 THD SIZE, 1 IN. LG MS90725-34 (96906)	EA	4	* * *	* * *	* * *	8	7
P O	2940-202-9653	FILTER ASSEMBLY, OIL MS353343-1 (96906)	EA	1	* * 2	* * 2	10	8	8
X1		COVER, OIL FILTER 11559 (73370)	EA	1				8	9
P O	5330-599-1285	GASKET, COVER 11582 (78500)	EA	1	10 21 42	10 21 42	500	8	10
P O	2940-141-9025	ELEMENT, FILTER, OIL C21P (73370)	EA	1	10 21 42	10 21 42	500	8	11
P O	5310-010-5616	NUT, PLAIN, SQUARE: FILTER STRAP LOCKING BOLT 12384 (73370)	EA	2	* * *	* * *	* * *	8	12
P O		WASHER, LOCK: FILTER STRAP LOCKING BOLT MS35337-26 (96906)	EA	2	* * *	* * *	* * *	8	13
P O	5305-290-2676	BOLT, MACHINE: FILTER STRAP LOCKING 19204 (73370)	EA	2	* * *	* * *	* * *	8	14
X1		STRAP, CASE: OIL FILTER 102153 (73370)	EA	2				8	15
X1		BODY ASSEMBLY, FILTER 5310 (73370)	EA	1				8	16
P O	4730-231-5632	ELBOW, PIPE TO TUBE: OIL FILTER OUTLET LINE, 1/4 IN. OD, ONE END 7/16 IN. UNF, OTHER END 1/8 IN. NPTF, COPPER ALLOY 49X4 (79470)	EA	1	* * *	* * *	* * *	8	17
P O	5305-269-3213	SCREW, CAP, HEXAGON HEAD: FILTER BRACKET MTG, 3/8-24 THD SIZE, 1 1/4 IN. LG MS90726-60 (96906)	EA	2	* * *	* * *	* * *	8	18
P O	5310-637-9541	WASHER, LOCK: FILTER BRACKET MTG SCREW, 3/8-24 THD SIZE MS35338-46 (96906)	EA	2	* * *	* * *	* * *	8	19
X20		BRACKET, OIL FILTER 4860-67 (02032)	EA	1				8	20
P O	5310-012-0614	NUT, PLAIN, HEXAGON: PLUG AND CHAIN ASSEMBLY MTG SCREW, NO. 10-32 THD SIZE MS35650-102 (96906)	EA	1	* * *	* * *	* * *	8	21
P O	5310-576-5752	WASHER, LOCK: PLUG AND CHAIN ASSEMBLY MTG SCREW, NO. 10-32 THD SIZE MS35333-39 (96906)	EA	1	* * *	* * *	* * *	8	22
P O		SCREW, MACHINE: PLUG AND CHAIN ASSEMBLY MTG, NO. 10-32 THD SIZE, 5/8 IN. LG 13214E3290-65 (97403)	EA	1	* * *	* * *	* * *	8	23

(1)	(2)	(3)	(4)	(5)	(6)	(7)	(8)	(9)	
SMR	FEDERAL	DESCRIPTION	USABLE	UNIT	QTY	30-DAY DS MAINT	30-DAY GS MAINT	ALW	ILLUS-
CODE	STOCK	REF NUMBER & MFR CODE	ON	OF	INC	ALLOWANCE	ALLOWANCE	PER	TRATION
	NUMBER		CODE	MEAS	UNIT	(a) (b) (c)	(a) (b) (c)	100	(a) (b)
						1-20 21-50 51-100	1-20 21-50 51-100	EQUIP	FIG. ITEM
						CNTGY	CNTGY	NO.	NO.
P O	2805-113-0742	PLUG AND CHAIN ASSEMBLY, OIL DRAIN 4860-101 (02032)		EA	1	2 2 4	2 2 4	50	8 24
P O	4820-227-0166	VALVE, GLOBE: OIL DRAIN LINE 1-2IN (97028)		EA	1	* * *	* * *	*	8 25
P O	4730-227-6929	REDUCER, PIPE: OIL DRAIN LINE, ONE END 3/4 IN. NPT, OTHER END 1/2 IN. NPT, MALLEABLE IRON 3-4X1-2 (14959)		EA	1	* * *	* * *	*	8 26
P O	4730-188-1876	NIPPLE, PIPE: OIL DRAIN LINE, 1/2 IN. OD, 1/2 IN. NPT, 1 1/8 IN. LG STEEL 1-2X1-1-8IN (14959)		EA	1	* * *	* * *	*	8 27
		GROUP 09 - FUEL STRAINER							
P O	4730-231-5632	ELBOW, PIPE: FUEL STRAINER 49X4 (79470)		EA	1	* * *	* * *	*	9 1
P O	2910-905-9792	STRAINER, SEDIMENT, FUEL 0W418T (78480)		EA	1	2 2 3	2 2 3	30	9 2
X1		CLAMP: WIRE AND NUT ASSEMBLY 0W447 (78480)		EA	1				9 3
P O	2910-269-7126	BOWL, SEDIMENT: GLASS FUEL 0W363 (78480)		EA	1	3 5 10	3 5 10	120	9 4
P O	5330-187-2962	GASKET: BOWL 06096 (78480)		EA	1	2 4 8	2 4 8	100	9 5
X1		SCREEN, FILTER 0W352 (78480)		EA	1				9 6
		GROUP 10 - SPARK PLUGS AND LEADS							
P O	5305-584-8735	SCREW, MACHINE: CABLE CLIP MTG, 1/4-20 UNC X 3/4 IN. LG XA36 (66289)		EA	4	* * *	* * *	*	10 1
P O	5310-655-6314	WASHER, LOCK: CABLE CLIP MTG SCREW, 1/4 IN. SCREW SIZE, EXTERNAL TOOTH PE34A (66289)		EA	4	* * *	* * *	*	10 2
P O	5340-426-9251	CLIP, CABLE PG558 (66289)		EA	4	* * *	* * *	*	10 3
P O	2920-941-6108	LEAD: NO. 1 CYLINDER SPARK PLUG MS51011-13 (96906)		EA	1	2 2 4	2 2 4	50	10 4
P O	2920-924-2042	LEAD: NO. 2 CYLINDER SPARK PLUG MS51011-14 (96906)		EA	1	2 2 4	2 2 4	50	10 5
P O	2920-887-1289	LEAD: NO. 3 CYLINDER SPARK PLUG MS51011-10 (96906)		EA	1	2 2 4	2 2 4	50	10 6
P O	2920-941-6108	LEAD: NO. 4 CLYINDER SPARK PLUG MS51011-13 (96906)		EA	1	REF REF REF	REF REF REF	REF	10 7
P O	2920-810-7082	PLUG, SPARK: SHIELDED MS51009-1 (96906)		EA	4	9 19 38	9 19 38	450	10 8
P O	5305-584-8736	SCREW, MACHINE: MAGNETO GROUND STRAP, 1/4-20 THD SIZE, 3/8 IN. LG XA33 (66289)		EA	1	* * *	* * *	*	10 9
P O	5310-655-6314	WASHER, LOCK: MAGNETO GROUND STRAP MTG SCREW, EXTERNAL TOOTH PE34A (66289)		EA	1	* * *	* * *	*	10 10
X20		STRAP, GROUND: MAGNETO LEAD YL355-5 (66289)		EA	1				10 11

(1) SMR CODE	(2) FEDERAL STOCK NUMBER	(3) DESCRIPTION  REF NUMBER & MFR CODE	(4) USABLE ON CODE	(5) UNIT OF MEAS	(6) QTY INC UNIT	(7) 30-DAY DS MAINT ALLOWANCE			(7) 30-DAY GS MAINT ALLOWANCE			(8) 1-YR ALW PER 100 EQUIP CNTGY	(9) ILLUS- TRATION		
						(a)	(b)	(c)	(a)	(b)	(c)		(a)	(b)	
						1-20	21-50	51-100	1-20	21-50	51-100		FIG. NO.	ITEM NO.	
		GROUP 11 - AIR SHROUDS AND AIR CLEANER													
X20		CAP, AIR STACK L0-62 (62289)		EA	1								11	1	
P O	5310-013-4556	NUT, HEXAGON: AIR CLEANER MTG BOLT, 5/16-18 THD SIZE, STEEL PD78 (66289)		EA	4	*	*	*	*	*	*	*		11	2
P O	5310-407-9566	WASHER, LOCK: AIR CLEANER MTG BOLT, 5/16-18 THD SIZE, STEEL MS35338-45 (96906)		EA	4	*	*	*	*	*	*	*		11	3
P O	5306-017-9814	BOLT, MACHINE: AIR CLEANER MTG MS35295-31 (96906)		EA	4	*	*	*	*	*	*	*		11	4
P O	4730-202-7760	CLAMP, HOSE LK11 (66289)		EA	1	*	*	*	*	*	*	*		11	5
P O	4730-277-5816	CLAMP, HOSE LK9 (66289)		EA	3	*	*	*	*	*	*	*		11	6
P O	2940-962-7716	ELBOW: AIR CLEANER HOSE LL167 (66289)		EA	1	*	2	2	*	2	2	15		11	7
P O	2940-940-7482	AIR CLEANER MS35875-3 (96906)		EA	1	*	*	*	*	*	*	5		11	8
X1		CUP, OIL: OUTER P17703 (66289)		EA	1									11	9
X1		CUP ASSEMBLY: INNER OIL P10-1360 (66289)		EA	1									11	10
X1		GASKET, CUP P10-1361 (66289)		EA	1									11	11
X1		CLAMP ASSEMBLY, OIL CUP P10-1362 (66289)		EA	1									11	12
X1		BAND ASSEMBLY, MOUNTING AAH00-0343 (66289)		EA	2									11	13
P O	5305-584-8736	SCREW, CAP, HEXAGON HEAD: FLYWHEEL SCREEN MTG, 1/4-20 THD SIZE, 3/8 IN. LG XA33 (66289)		EA	10	*	*	*	*	*	*	*		11	14
P O	5310-261-7341	WASHER, LOCK: FLYWHEEL SCREEN MTG, 1/4-20 THD SIZE PE3 (66289)		EA	10	*	*	*	*	*	*	*		11	15
P O	2805-447-9298	SCREEN, FLYWHEEL, SHROUD SE20B3 (66289)		EA	1	*	2	2	*	2	2	20		11	16
P O	4730-447-9276	ADAPTER, STRAIGHT, PIPE TO TUBE: OIL FILTER INLET, 1/4 IN. OD, ONE END 7/16 IN. UNF, OTHER END 1/8 IN. NPTF, BRASS RF269-2 (66289)		EA	1	*	*	*	*	*	*	*		11	17
P O		ELBOW, PIPE: GEAR COVER RF1343 (66289)		EA	1	*	*	*	*	*	*	*		11	18
P O	5305-584-8735	SCREW, MOUNTING: LEFT SIDE REAR SHROUD COVER MTG, 1/4-20 THD SIZE, 3/4 IN. LG XA36 (66289)		EA	2	*	*	*	*	*	*	*		11	19
P O	5310-261-7341	WASHER, LOCK: LEFT SIDE REAR SHROUD COVER MTG SCREW, 1/4-20 THD SIZE PE3 (66289)		EA	2	*	*	*	*	*	*	*		11	20
P O	5305-584-8736	SCREW, CAP, HEXAGON HEAD: LEFT SIDE REAR SHROUD COVER MTG, 1/4-20 THD SIZE, 3/8 IN. LG XA33 (66289)		EA	2	*	*	*	*	*	*	*		11	21
P O	5310-261-7341	WASHER, LOCK: LEFT SIDE REAR SHROUD COVER MTG SCREW, 1/4-20 THD SIZE PE3 (66289)		EA	2	*	*	*	*	*	*	*		11	22

(1)	(2)	(3)	(4)	(5)	(6)	(7)	(8)	(9)
SMR	FEDERAL	DESCRIPTION	USABLE	UNIT	QTY	30-DAY DS MAINT	30-DAY GS MAINT	ILLUS-
CODE	STOCK		ON	OF	INC	ALLOWANCE	ALLOWANCE	TRATION
	NUMBER	REF NUMBER & MFR CODE	CODE	MEAS	UNIT	(a) (b) (c)	(a) (b) (c)	FIG. (b)
						1-20 21-50 51-100	1-20 21-50 51-100	NO. ITEM
							ALW PER EQUIP CNTGY	NO. NO.
X20		COVER: REAR SHROUD, LEFT SIDE SE82D (66289)		EA	1			11 23
P O	5305-584-8736	SCREW, CAP, HEXAGON HEAD: RIGHT SIDE REAR SHROUD COVER MTG, 1/4-20 THD SIZE, 3/8 IN. LG XA33 (66289)		EA	6	* * *	* * *	11 24
X20		COVER, REAR: SHROUD, RIGHT SIDE SE83D (66289)		EA	1			11 25
X20		SHROUD: CYLINDER HEAD, RIGHT SE78F1 (66289)		EA	1			11 26
P O	5305-584-8736	SCREW, CAP, HEXAGON HEAD: CYLINDER HEAD LEFT SHROUD MTG, 1/4-20 THD SIZE, 3/8 IN. LG XA33 (66289)		EA	3	* * *	* * *	11 27
P O	5310-261-7341	WASHER, LOCK: CYLINDER HEAD, LEFT SHROUD MTG SCREW, 1/4-20 THD SIZE PE3 (66289)		EA	3	* * *	* * *	11 28
P O	5305-584-8736	SCREW, CAP, HEXAGON HEAD: CYLINDER HEAD, LEFT SHROUD MTG, 1/4-20 THD SIZE, 3/8 IN. LG XA33 (66289)		EA	3	* * *	* * *	11 29
P O	5310-261-7341	WASHER, LOCK: CYLINDER HEAD, LEFT SHROUD MTG, 1/4-20 THD SIZE PE3 (66289)		EA	3	* * *	* * *	11 30
X20		SHROUD: CYLINDER HEAD, LEFT SE79E (66289)		EA	1			11 31
P O	5305-584-8735	SCREW, MACHINE: CYLINDER HEAT, RIGHT DEFLECTOR MTG, 1/4-20 THD SIZE, 3/4 IN. LG XA36 (66289)		EA	2	* * *	* * *	11 32
P O	5310-261-7341	WASHER, LOCK: CYLINDER HEAT, RIGHT DEFLECTOR MTG SCREW, 1/4-20 THD SIZE PE3 (66289)		EA	2	* * *	* * *	11 33
X20		DEFLECTOR: CYLINDER HEAT, RIGHT SE77F (66289)		EA	1			11 34
P O	5305-584-8736	SCREW, CAP, HEXAGON HEAD: LOWER CYLINDER, RIGHT SHROUD AND SIDE COVER MTG, 1/4-20 THD SIZE, 3/8 IN. LG XA33 (66289)		EA	7	* * *	* * *	11 35
X20		SHROUD: LOWER CYLINDER, RIGHT SE75B (66289)		EA	1			11 36
X20		COVER, SIDE: FLYWHEEL SHROUD SE80 (66289)		EA	1			11 37
P O	5305-012-0628	SCREW, CAP, HEXAGON HEAD: CYLINDER HEAT, LEFT DEFLECTOR MTG, 1/4-20 THD SIZE, 1/2 IN. LG XA34 (66289)		EA	4	* * *	* * *	11 38
P O	5310-261-7341	WASHER, LOCK: CYLINDER HEAT, LEFT DEFLECTOR MTG SCREW, 1/4-20 THD SIZE PE3 (66289)		EA	4	* * *	* * *	11 39
X20		DEFLECTOR: CYLINDER HEAT, LEFT SE77E (66289)		EA	1			11 40
P O	5305-584-8736	SCREW, CAP, HEXAGON HEAD: LOWER CYLINDER, LEFT SHROUD MTG, 1/4-20 THD SIZE, 3/8 IN. LG XA33 (66289)		EA	2	* * *	* * *	11 41
P O	5310-261-7341	WASHER, LOCK: LOWER CYLINDER, LEFT SHROUD MTG SCREW, 1/4-20 THD SIZE PE3 (66289)		EA	2	* * *	* * *	11 42

(1)	(2)	(3)	(4)	(5)	(6)	(7)	(8)	(9)		
SMR	FEDERAL	DESCRIPTION	USABLE	UNIT	QTY	30-DAY DS MAINT	30-DAY GS MAINT	ALW	ILLUS-	
CODE	STOCK		ON	OF	INC	ALLOWANCE	ALLOWANCE	PER	TRATION	
	NUMBER	REF NUMBER & MFR CODE	OR	MEAS		(a) (b) (c)	(a) (b) (c)	100	(a) (b)	
			CODE	UNIT		1-20 21-50 51-100	1-20 21-50 51-100	EQUIP	FIG. ITEM	
								CNTQY	NO. NO.	
X20		SHROUD: LOWER CYLINDER, LEFT SE76B (66289)		EA	1				11	43
P O	5306-019-3988	BOLT, HEXAGON HEAD: FLYWHEEL SHROUD MTG, 5/16-18 THD SIZE, 1/2 IN. LG XD13 (66289)		EA	6	* * *	* * *	*	11	44
P O	5310-582-9927	WASHER, LOCK: FLYWHEEL SHROUD MTG BOLT, 5/16-18 THD SIZE, EXTERNAL TOOTH PE464 (66289)		EA	6	* * *	* * *	*	11	45
X20		SHROUD, FLYWHEEL SE74YAH (66289)		EA	1				11	46
		GROUP 12 - MAGNETO								
P O R	2920-940-8836	MAGNETO, IGNITION PMKZE4B7-4 (82796)		EA	1	2 2 3	2 2 3	30	12	
P F	5305-638-5684	SCREW, MACHINE: VENT COVER MTG, NO. 6-32 THD SIZE, 3/8 IN. LG 6S6N (82796)		EA	2	* * *	* * *	*	12	1
X1		COVER, VENT: END CAP A12232 (82796)		EA	1				12	2
X1		SCREEN, VENT COVER: END CAP A6032A (82796)		EA	1				12	3
X1		SPRING: GROUND SWITCH BUTTON E2513A (82796)		EA	1				12	4
X1		NUT AND BUTTON ASSEMBLY: SWITCH PLUNGER HW2514 (82796)		EA	1				12	5
X1		SPACER: GROUND SWITCH F4373 (82796)		EA	1				12	6
P F		SCREW, MACHINE: END CAP MTG, NO. 10-24 THD SIZE, 1 1/8 IN. LG 10S16D (82796)		EA	2	* * *	* * *	*	12	7
P F	5305-281-6387	SCREW, MACHINE: END CAP MTG, NO. 10-24 THD SIZE, 3/4 IN. LG 10S10D (82796)		EA	2	* * *	* * *	*	12	8
P F	2920-855-5551	CAP ASSEMBLY, END LY2403A (82796)		EA	1	* * *	* * *	5	12	9
P F	9510-226-9268	SCREW, MACHINE: CONDENSER MTG, NO. 6-32 THD SIZE, 3/8 IN. LG 6S6D (82796)		EA	2	* * *	* * *	*	12	10
X1		CONDENSER, MAGNETO MS2433 (82796) (PART OF SERVICE KIT, FSN 2920-997-1454)		EA	1				12	11
X1		BUSHING: GROUND SWITCH G2457A (82796)		EA	1				12	12
P F	2920-475-9072	WIRE ASSEMBLY: GROUND SWITCH K2499A (82796)		EA	1	* * *	* * *	5	12	13
X1		CONTACT, CONDENSER K2513 (82796)		EA	1				12	14
X1		GUIDE, GROUND STRIP B1355 (82796)		EA	1				12	15
X1		BUSHING: GROUND SWITCH G2457A (82796)		EA	1				12	16
X1		SUPPORT: GROUND TO CONTACT H2514 (82796)		EA	1				12	17
X1		SUPPORT: GROUND TO CONTACT Z2514 (82796)		EA	1				12	18

(1)	(2)	(3)	(4)	(5)	(6)	(7)	(8)	(9)	
SMR	FEDERAL	DESCRIPTION	USABLE	QTY	30-DAY DS MAINT	30-DAY GS MAINT	1-YR	ILLUS-	
CODE	STOCK		ON	INC	ALLOWANCE	ALLOWANCE	ALW	TRATION	
	NUMBER	REF NUMBER & MFR CODE	OR	IN	(a)	(b)	PER	(a)	
			CODE	UNIT	(c)	(c)	100	(b)	
				MEAS	1-20	21-50	EQUIP	FIG.	
				UNIT	51-100	1-20	NO.	ITEM	
							CNTGY	NO.	
X1		GUIDE, GROUND STRIP B1355 (82796)		EA	1			12	19
P F	5305-354-0769	SCREW, MACHINE: DISTRIBUTOR BLOCK MFG. NO. 8-32 THD SIZE, 1/2 IN. LG 8S8D (82796)		EA	4	*	*	12	20
P F	5330-366-7148	GASKET: END CAP TO FRAME K2498 (82796)		EA	1	*	2	20	21
X1		BLOCK, DISTRIBUTOR L2474E (82796) (PART OF SERVICE KIT, FSN 2920-997-1454)		EA	1			12	22
P F	2920-799-7685	LEAD, HIGH TENSION F983B (82796)		EA	1	*	2	20	23
P F	5977-239-7079	BRUSH AND SPRING ASSEMBLY E2460B (82796)		EA	1	2	2	30	24
X1		ROTOR, DISTRIBUTOR J2755 (82796) (PART OF SERVICE KIT, FSN 2920-997-1454)		EA	1			12	25
X1		CLIP, DISTRIBUTOR MOTOR A2766 (82796)		EA	1			12	26
P F	5305-045-1626	SCREW, MACHINE: CONTACT SUPPORT LOCKING, NO. 8-32 THD SIZE, 3/8 IN. LG 8S6U (82796)		EA	1	*	*	12	27
P F	5310-021-8322	WASHER, FLAT: CONTACT SUPPORT LOCKING SCREW, NO. 8-32 THD SIZE 8S969 (82796)		EA	1	*	*	12	28
X1		WICK, BREAKER ARM GD2788 (82796)		EA	1			12	29
P F		SCREW, ASSEMBLED WASHER: TERMINAL BREAKER, NO. 6-32 THD SIZE, 3/8 IN. LG 13214E3290-18 (82796)		EA	1	*	*	12	30
X1		RING: FULCRUM PIN SNAP C1498G (82796)		EA	1			12	31
P F	5305-655-9502	SCREW, MACHINE: CONTACT SUPPORT LOCKING, NO. 6-32 THD SIZE, 3/8 IN. LG 6S6U (82796)		EA	1	*	*	12	32
X1		WASHER, FLAT: CONTACT SUPPORT LOCKING SCREW, NO. 6-32 THD SIZE D2458 (82796)		EA	1			12	33
X1		CONTACT SET, DISTRIBUTOR A2437A (82796) (PART OF SERVICE KIT, FSN 2920-997-1454)		EA	1			12	34
X1		RING, SNAP: ROTOR GEAR D1498 (82796)		EA	1			12	35
X1		GEAR, ROTOR Q5852 (82796)		EA	1			12	36
P F	5305-013-3482	SCREW, MACHINE: BEARING SUPPORT MTG. NO. 8-32 THD SIZE, 3/8 IN. LG MS35241-50 (96906)		EA	4	*	*	12	37
X1		SUPPORT, BEARING UX4631 (82796)		EA	1			12	38
X1		RING, SNAP: DISTRIBUTOR SHAFT G1498 (82796)		EA	1			12	39
P F	2920-448-5481	GEAR ASSEMBLY, DISTRIBUTOR Q5939 (82796)		EA	1	*	*	10	40

(1) SMR CODE	(2) FEDERAL STOCK NUMBER	(3) DESCRIPTION  REF NUMBER & MFR CODE	(4) USABLE ON CODE	(5) UNIT OF MEAS	(6) QTY INC UNIT	(7) 30-DAY DS MAINT ALLOWANCE			(7) 30-DAY GS MAINT ALLOWANCE			(8) 1-YR ALW PER 100 EQUIP CNTYGY	(9) ILLUS- TRATION	
						(a)	(b)	(c)	(a)	(b)	(c)		(a) FIG. NO.	(b) ITEM NO.
P F	2920-293-5049	BEARING, DISTRIBUTOR D5950C (82796)		EA	1	*	*	2	*	*	2	10	12	41
X1		NUT HEXAGON: IMPULSE COUPLING M2570 (82796)		EA	1								12	42
X1		BUSHING, IMPULSE COUPLING F2572 (82796)		EA	1								12	43
X1		COUPLING, IMPULSE BW2563C (82796) (PART OF SERVICE KIT, FSN 2920-997-1454)		EA	1								12	44
X1		KEY: ROTOR TO IMPULSE COUPLING MS35756-6 (96906)		EA	1								12	45
X1		WASHER: OUTER ROTOR DRIVE END SEAL A2492A (82796)		EA	1								12	46
X1		SEAL: ROTOR DRIVE END G3861 (82796) (PART OF SERVICE KIT, FSN 2920-997-1454)		EA	1								12	47
X1		WASHER: INNER ROTOR DRIVE END SEAL A2492C (82796)		EA	1								12	48
X1		RING, SNAP: ROTOR DRIVE BEARING B1498B (82796)		EA	1								12	49
P F	3110-156-6700	BEARING, BALL: ROTOR DRIVE END C5949 (82796)		EA	1	*	*	2	*	*	2	10	12	50
X1		SPRING: PAWL LOCK A1498J (82796)		EA	1								12	51
X1		WASHER: ROTOR BEARING GREASE RETAINER A2492C (82796)		EA	1								12	52
X1		BEARING, ROLLER: ROTOR CAM END D5949A (82796)		EA	1								12	53
X1		WASHER: GREASE RETAINING E2493 (82796)		EA	1								12	54
X1		ROTOR, MAGNETIC TS2480 (82796)		EA	1								12	55
P F	5305-751-8654	SCREW, MACHINE: COIL CLIP MTG, NO. 6-32 THD SIZE, 1/4 IN. LG 6S4L (82796)		EA	1	*	*	*	*	*	*	*	12	56
X1		CLIP, COIL B6120 (82796)		EA	1								12	57
X1		SETScrew: COIL BRIDGE, 5/16-24 THD SIZE, 7/8 IN. LG 31SS14A (82796)		EA	2								12	58
P F	2920-542-3729	COIL MAGNETO RS2477C (82796)		EA	1	*	*	2	*	*	2	10	12	59
X1		PIN: IMPULSE COUPLING PAWL STOP S2568 (82796)		EA	1								12	60
P F	5305-751-8654	SCREW, MACHINE: VENT COVER 6S4L (82796)		EA	2	*	*	*	*	*	*	*	12	61
X1		COVER, VENT B6030A (82796)		EA	2								12	62
X1		SCREEN, VENT COVER C6032B (82796)		EA	2								12	63
X1		HOUSING, MAGNETO WW2425 (82796)		EA	1								12	64



(1)	(2)	(3)	(4)	(5)	(6)	(7)	(8)	(9)	
SMR	FEDERAL	DESCRIPTION	USABLE	UNIT	QTY	30-DAY DS MAINT	30-DAY GS MAINT	ALW	ILLUS-
CODE	STOCK		ON	OF	INC	ALLOWANCE	ALLOWANCE	PER	TRATION
	NUMBER	REF NUMBER & MFR CODE	OR	MEAS	IN	(a) (b) (c)	(a) (b) (c)	100	(a) (b)
			CODE	UNIT	UNIT	1-20 21-50 51-100	1-20 21-50 51-100	EQUIP	FIG. ITEM
								CNTGY	NO. NO.
		GROUP 13 - ENGINE							
P O	3030-115-8954	BELT, V; MATCHED SET 3V425 (71956)		EA	1	2 4 8	2 4 8	100	13 1
X2F		BUSHING, TAPER LOCK: ENGINE SHEAVE 2517 (71956)		EA	1				13 2
P F	2805-113-0744	SHEAVE, ENGINE 3GR00VETVPEC (71956)		EA	1	* * 2	* * 2	10	13 3
P F	5315-732-1004	KEY: ENGINE SHEAVE MS20066-380 (96906)		EA	1	* * *	* * *	*	13 4
X2F		BUSHING, TAPER LOCK: GENERATOR SHEAVE 1615 (71956)		EA	1				13 5
P F	6115-115-0376	SHEAVE, GENERATOR 3GR00VETVPEB (71956)		EA	1	* * 2	* * 2	10	13 6
P F		KEY: GENERATOR SHEAVE MS20066-231 (96906)		EA	1	* * *	* * *	*	13 7
P F	5310-596-6897	NUT, HEXAGON: ADAPTER TO BASE PLATE MTG SCREW, 3/8-16 THD SIZE F52NE066 (72962)		EA	4	* * *	* * *	*	13 8
P F	5306-637-8557	SCREW, SQUARE HEAD: ADAPTER TO BASE PLATE MTG, 3/8-16 THD SIZE, 1 1/2 IN. LG MS35355-66 (96906)		EA	4	* * *	* * *	*	13 9
X2F		ADAPTER ASSEMBLY: GENERATOR 4860-72 (02032)		EA	1				13 10
P F	5310-584-7340	NUT, LOCK, HEXAGON: GENERATOR TO ADAPTER MTG SCREW, 3/8-24 THD SIZE F52NE064 (72962)		EA	6	* * *	* * *	*	13 11
P F	5305-269-2805	SCREW, CAP, HEXAGON HEAD: GENERATOR TO ADAPTER MTG, 3/8-24 THD SIZE, 1 1/4 IN. LG MS90726-62 (96906)		EA	6	* * *	* * *	*	13 12
P F		NUT, LOCK, HEXAGON: ENGINE TO FRAME MTG SCREW, 1/2-20 THD SIZE, UNF 3B F52NE080 (72962)		EA	4	* * *	* * *	*	13 13
P F	5305-716-8181	SCREW, CAP, HEXAGON HEAD: ENGINE TO FRAME MTG, 1/2-20 THD SIZE, 2 3/4 IN. LG MS90726-118 (96906)		EA	4	* * *	* * *	*	13 14
P F T	2805-999-6126	ENGINE, GAS: 4 CYLINDER, AIR COOLED MVH4DSPEC305962 (66289)		EA	1	* * *	* * *	5	13 15
P O	5305-269-3213	SCREW, CAP, HEXAGON HEAD: LIFTING BAR ASSEMBLY MTG, 3/8-16 THD SIZE, 1 1/4 IN. LG MS90725-62 (96906)		EA	2	* * *	* * *	*	13 16
X20		BAR ASSEMBLY, LIFTING 4860-88 (02032)		EA	1				13 17
P O	5310-543-5089	NUT, HEXAGON: LIFTING EYE BOLT MS35690-802 (96906)		EA	1	* * *	* * *	*	13 18
P O	5310-596-8780	WASHER, LOCK, SPLIT: LIFTING EYE BOLT MS35337-105 (96906)		EA	1	* * *	* * *	*	13 19
P O	2530-859-0358	BOLT, EYE: LIFTING BAR ASSEMBLY 3050 (71177)		EA	1	* * *	* * *	*	13 20
P O	5310-543-2628	NUT, HEXAGON: LIFTING BAR U-BOLT MS35690-602 (96906)		EA	2	* * *	* * *	*	13 21
P O	5310-637-9541	WASHER, LOCK, SPLIT: LIFTING EYE U-BOLT MS35338-46 (96906)		EA	2	* * *	* * *	*	13 22

(1)	(2)	(3)	(4)	(5)	(6)	(7)	(8)	(9)
SMR	FEDERAL	DESCRIPTION	USABLE	UNIT	QTY	30-DAY DS MAINT	30-DAY GS MAINT	ILLUS-
CODE	STOCK		ON	OF	INC	ALLOWANCE	ALLOWANCE	TRATION
	NUMBER	REF NUMBER & MFR CODE	CODE	MEAS	UNIT	(a) (b) (c)	(a) (b) (c)	FIG. ITEM
						1-20 21-50 51-100	1-20 21-50 51-100	NO. NO.
							ALW PER 100 EQUIP CNTQTY	
P O		4860-14 (02032) U-BOLT: LIFTING BAR ASSEMBLY 4860-68 (02032)		EA	1	* * *	* * *	13 23
P O	5310-596-6897	NUT, LOCK: HEXAGON: ADAPTER BASE PLATE MTG SCREW, 3/8-16 THD SIZE F52NE066 (72962)		EA	4	* * *	* * *	13 24
P O	5306-637-8557	SCREW, SQUARE HEAD: ADAPTER BASE PLATE MTG, 3/8-16 THD SIZE, 1 1/2 IN. LG MS35355-66 (96906)		EA	4	* * *	* * *	13 25
X2F		PLATE, BASE: ADAPTER 4860-14 (02032) GENERATOR 14 - GENERATOR		EA	1			13 26
P F R		GENERATOR, DC 30010-004 (31435)		EA	1	* * *	* * *	10 14
X2F		COVER, FILTER: RADIO NOISE 23041-1191 (31435)		EA	1			14 1
P F		SCREW, MACHINE: CAPACITOR MTG, NO. 8-32 THD SIZE, .44 IN. LG INDENTED HEXAGON HEAD 30022-1017 (31435)		EA	12	* * *	* * *	14 2
P F		NUT, SELF-LOCKING: CAPACITOR MTG, NO. 10-32 THD SIZE 05-700308 (31435)		EA	4	* * *	* * *	14 3
P F	5310-637-4390	WASHER, FLAT: CAPACITOR MTG, NO. 10-32 THD SIZE, BRASS AN960B10 (88044)		EA	4	* * *	* * *	14 4
P F		SCREW, MACHINE: CAPACITOR MTG, NO. 8-24 THD SIZE, 3/4 IN. LG, BRASS 30022-1002 (31435)		EA	2	* * *	* * *	14 5
P F	5910-567-3285	CAPACITOR 30022-1012 (31435)		EA	1	2 2 4	2 2 4	50 14 6
P F		NUT, SELF-LOCKING: CAPACITOR MTG 3/8-24 THD SIZE 05-700309 (31435)		EA	4	* * *	* * *	14 7
P F	5310-167-0704	WASHER, FLAT: CAPACITOR MTG, 3/8-24 THD SIZE, BRASS AN960B616 (88044)		EA	5	* * *	* * *	14 8
P F	5910-649-3166	CAPACITOR 30022-1010 (31435)		EA	1	2 2 4	2 2 4	50 14 9
P F	5310-167-1300	NUT, HEXAGON: LEAD MTG SCREW, 3/8-24 THD SIZE, BRASS AN316-6R (88044)		EA	1	* * *	* * *	14 10
P F	5310-637-9541	WASHER, LOCK, SPLIT: LEAD MTG SCREW, 3/8-24 THD SIZE, BRASS MS35338-46 (96906)		EA	1	* * *	* * *	14 11
P F	5310-045-5213	WASHER, FLAT: LEAD MTG SCREW, 3/8-24 THD SIZE, BRASS		EA	1	* * *	* * *	14 12
P F		SCREW, MACHINE: LEAD MTG, 3/8-24 THD SIZE, 1.38 IN. LG, BRASS 30022-1004 (31435)		EA	1	* * *	* * *	14 13
X1		LEAD, ELECTRICAL 3022-1008 (31435)		EA	1			14 14
X2F		SCREW, MACHINE: NOISE HOUSING MTG, 1/4-28 THD SIZE, .38 IN. LG INDENTED HEXAGON HEAD, STEEL 3022-1027 (31435)		EA	4			14 15
X1		HOUSING, FILTER RADIO NOISE 23041-1201 (31435)		EA	1			14 16

(1)	(2)	(3)	(4)	(5)	(6)	(7)	(8)	(9)	
SMR	FEDERAL	DESCRIPTION	USABLE	UNIT	QTY	30-DAY DS MAINT	30-DAY GS MAINT	ALW	ILLUS-
CODE	STOCK		ON	OF	INC	ALLOWANCE	ALLOWANCE	PER	TRATION
	NUMBER	REF NUMBER & MFR CODE	OR	MEAS	IN	(a) (b) (c)	(a) (b) (c)	100	(a) (b)
			CODE	UNIT	UNIT	1-20 21-50 51-100	1-20 21-50 51-100	EQUIP	FIG. ITEM
						CNTQTY	CNTQTY	NO.	NO.
P F	5325-370-9416	GROMMET, INSULATING G300-256 (31435)		EA	2	6 12 25	6 12 25	300	14 17
P F	5325-112-1450	GROMMET, INSULATION 30022-1006 (31435)		EA	1	2 4 8	2 4 8	100	14 18
X1		SHAFT ASSEMBLY, DRIVE 30010-302 (31435)		EA	1				14 19
P F	5310-285-7082	NUT, SELF-LOCKING; ADAPTER RETAINER MTG, 1/4 IN. SCREW SIZE AN363-1032 (88044)		EA	9	* * *	* * *	*	14 20
X1		RETAINER, ADAPTER G26-137 (31435)		EA	1				14 21
P F	6115-484-1280	SPRING, DAMPER G26-138 (31435)		EA	6	2 2 3	2 2 3	40	14 22
X1		PLATE, DAMPER 30010-1031 (31435)		EA	1				14 23
X1		PLATE, DAMPER: GENERATOR G300-280 (31435)		EA	1				14 24
X1		SHAFT, PLATE 30010-1029 (31435)		EA	1				14 25
X1		BAND ASSEMBLY 23041-1181 (31435)		EA	1				14 26
P F	5305-207-5101	SCREW, CAP, SOCKET HEAD: FAN COVER MTG, NO. 10-32 THD SIZE, 11/16 IN. LG, STEEL JN2652-36 (31435)		EA	12	* * *	* * *	*	14 27
P F	5310-525-2095	WASHER, FLAT: FAN COVER MTG SCREW, NO. 10-32 THD SIZE, STEEL 05-37001 (31435)		EA	12	* * *	* * *	*	14 28
X1		COVER, FAN 30010-1220 (31435)		EA	1				14 29
P F	5310-626-7582	NUT, LOCK: FAN MTG, 5/16-24 THD SIZE, STEEL, CADMIUM PLATED 05-322503 (31435)		EA	2	* * *	* * *	*	14 30
P F	5310-834-4724	WASHER, FLAT: FAN MTG, 5/16-24 THD SIZE G32-103 (31435)		EA	1	* * *	* * *	*	14 31
X1		FAN, GENERATOR COOL 30010-1003 (31435)		EA	1				14 32
P F	5315-584-9724	KEY, FAN: MIXED FLOW, .0942 IN. SQ, .353 IN. LG G22-145 (31435)		EA	1	* * *	* * *	*	14 33
P F	5305-614-0245	SCREW, FILLISTER HEAD: RETAINING RING MTG, NO. 10-24 THD SIZE, 5/8 IN. LG, STEEL MS35265-64 (96906)		EA	6	* * *	* * *	*	14 34
X1		RING, RETAINING G22-133 (31435)		EA	1				14 35
P F	3110-601-1589	BEARING, BALL, ANNULAR 206SZZ203-35 (39443)		EA	1	4 8 17	4 8 17	200	14 36
P O		SCREW, MACHINE: BRUSH LEAD MTG, NO. 10-32 THD SIZE, .563 IN. LG, STAINLESS STEEL 05-340201 (31435)		EA	6	* * *	* * *	*	14 37
P O	6115-874-8761	BRUSH, ELECTRICAL 30010-1026 (31435)		EA	6	6 13 25	6 13 25	300	14 38
X1		SUPPORT ASSEMBLY, BEARING AND BRUSH HOLDER 30010-300 (31435)		EA	1				14 39

(1)	(2)	(3)	(4)	(5)	(6)	(7)	(8)	(9)
SMR	FEDERAL	DESCRIPTION	USABLE	UNIT	QTY	30-DAY DS MAINT	30-DAY GS MAINT	ILLUS-
CODE	STOCK		ON	OF	INC	ALLOWANCE	ALLOWANCE	TRATION
	NUMBER	REF NUMBER & MFR CODE	CODE	MEAS	UNIT	(a) (b) (c)	(a) (b) (c)	FIG. ITEM
						1-20 21-50 51-100	1-20 21-50 51-100	NO. NO.
							ALW PER 100 EQUIP CNTQTY	
P F	5310-285-7082	NUT, SELF-LOCKING: BRUSH HOLDER MTG, 1/4 IN. SCREW SIZE AN363-1032 (88044)		EA	9	* * *	* * *	14 40
P F	5310-167-0834	WASHER, FLAT: BRUSH HOLDER MTG, 1/4 IN. SCREW SIZE AN960-10L (88044)		EA	12	* * *	* * *	14 41
P F	5330-297-9365	WASHER, NONMETALLIC BRUSH HOLDER MTG, 1/4 IN. SCREW SIZE 05-374036 (31435)		EA	12	4 8 17	4 8 17	200 14 42
XI		TUBE, INSULATION 05-631120 (31435)		EA	12			14 43
XI		SUPPORT, GENERATOR END BELL 30010-1009 (31435)		EA	1			14 44
P F	5970-370-9411	INSULATION, PLATE G300-199 (31435)		EA	6	2 2 4	2 2 4	50 14 45
XI		BRUSH HOLDER ASSEMBLY 30010-301 (31435)		EA	6			14 46
P F	5977-999-6158	SPRING, BRUSH 30010-1039 (31435)		EA	12	2 4 8	2 4 8	100 14 47
P F	5977-819-8775	HOLDER, BRUSH 30010-1025 (31435)		EA	6	2 2 4	2 2 4	50 14 48
P F		STUD, PLAIN: BRUSH HOLDER ASSEMBLY, NO. 10-32 THD SIZE, 1 19/32 IN. LG 05-360090 (31435)		EA	12	* * *	* * *	14 49
XI		DISK, BAFFLE G22-144 (31435)		EA	1			14 50
P F	6115-807-9235	ARMATURE, GENERATOR 30010-1020 (31435)		EA	1	2 2 4	2 2 4	50 14 51
XI		DISK, BAFFLE 30022-1033 (31435)		EA	1			14 52
P F	3110-601-1589	BEARING, BALL, ANNULAR 206SZ203-35 (39443)		EA	1	REF REF REF	REF REF REF	14 53
XI		DISK, BAFFLE 30222-1033 (31435)		EA	1			14 54
XI		RING, RETAINING 5101-118S (79136)		EA	1			14 55
P F	6115-117-0911	STATOR ASSEMBLY 30010-320 (31435)		EA	1	2 2 4	2 2 4	50 14 56
P O	5305-253-5609	SCREW, MACHINE: NO. 2 SCREW SIZE, 1/8 IN. LG, DRIVE MS21318-13 (96906)		EA	4	* * *	* * *	14 57
X20		PLATE, IDENTIFICATION: GENERATOR ROTATION 06-13002 (31435)		EA	1			14 58
		GROUP 15 - MANIFOLD AND CRANKCASE						
P O		NUT, HEXAGON: MUFFLER BRACKET MTG SCREW, NO. 12-24 THD SIZE PD139-1 (66289)		EA	1	* * *	* * *	15 1
P O	5310-641-9289	WASHER, LOCK: MUFFLER BRACKET MTG SCREW, NO. 12-24 THD SIZE FE17 (66289)		EA	1	* * *	* * *	15 2
P O		SCREW, FILLISTER HEAD: MUFFLER BRACKET MTG, NO. 12-24 THD SIZE, 1 3/4 IN. LG XBS4 (66289)		EA	1	* * *	* * *	15 3

(1)	(2)	(3)	(4)	(5)	(6)	(7)	(8)	(9)	
SMR	FEDERAL	DESCRIPTION		QTY	30-DAY DS MAINT	30-DAY GS MAINT	1-YR	ILLUS-	
CODE	STOCK		USABLE	INC	ALLOWANCE	ALLOWANCE	ALW	TRATION	
	NUMBER	REF NUMBER & MFR CODE	ON	IN	(a)	(b)	PER	(a)	
			CODE	UNIT	(a)	(b)	100	(b)	
				MEAS	1-20	21-50	EQUIP	ITEM	
				UNIT	51-100	1-20	NO.	NO.	
							CNTGY		
X20		BRACKET, MUFFLER PG1062 (66289)		EA	1			15	4
X20		COVER, MUFFLER 4860-136 (02032)		EA	1			15	5
P O		ELBOW, STREET: MUFFLER TO COVER 1-1-4-150LBS (14959)		EA	1	*	*	15	6
P O	2990-307-3838	MUFFLER, EXHAUST T8119 (76700)		EA	1	2	2	4	7
P O	5305-584-8744	SCREW, CAP, HEXAGON HEAD: MUFFLER CRADLE MTG, 1/4-20 THD SIZE, 3/8 IN. LG XD3 (66289)		EA	2	*	*	15	8
P O	5310-261-7341	WASHER, LOCK: MUFFLER CRADLE MTG SCREW, 1/4-20 THD SIZE PE3 (66289)		EA	2	*	*	15	9
X20		SUPPORT, CRADLE: MUFFLER PG1061 (66289)		EA	1			15	10
P O	2990-911-2607	CHOKE, CONTROL VE830 (66289)		EA	1	2	2	3	11
P O	5305-206-1071	SCREW, CAP, HEXAGON HEAD: CARBURETOR MTG, 5/16-18 THD SIZE, 1 IN. LG, STEEL, BLUED XD17 (66289)		EA	2	*	*	15	12
P O	5310-010-3320	WASHER, LOCK: CARBURETOR MTG SCREW, 5/16-18 THD SIZE MS35338-7 (96906)		EA	2	*	*	15	13
P F	5310-619-4979	NUT, HEXAGON: CYLINDER BLOCK STUD, 3/8-24 THD SIZE PD206 (66289)		EA	4	*	*	15	14
P F	5310-846-1376	WASHER, PLAIN: MANIFOLD TO CYLINDER BLOCK MTG, STUD, 3/8-24 THD SIZE PH22A (66289)		EA	4	*	*	15	15
P F	5307-846-9892	STUD: MANIFOLD TO CYLINDER BLOCK MTG PC406 (66289)		EA	4	*	*	15	16
X1		GASKET: MANIFOLD TO CYLINDER BLOCK QB75 (66289) (PART OF GASKET SETS, FSN 2805-708-9423 AND FSN 2805-959-4014)		EA	6			15	17
X20		MANIFOLD, INLET AND EXHAUST LD253C1 (66289)		EA	1			15	18
X1		GASKET: CARBURETOR FLANGE QCT1A (66289) (PART OF GASKET SET, FSN 2805-708-9423)		EA	3			15	19
P O	2910-708-9402	CARBURETOR ASSEMBLY 12098 (79960)		EA	1	2	3	5	20
P O	5305-584-8736	SCREW, CAP, HEXAGON HEAD: EXHAUST PORT MTG, 1/4-20 THD SIZE, 3/8 IN. LG XA33 (66289)		EA	1	*	*	15	21
P H	5340-050-1591	PLUG: CAMSHAFT BEARING MS35648-4 (96906)		EA	2	*	*	15	22
P O	4730-187-4200	PLUG, PIPE: INLET MANIFOLD XX1 (66289)		EA	1	*	*	15	23
P F	5306-298-4781	BOLT, MACHINE: CYLINDER HEAD MTG, 5/16-18 THD SIZE, 1 1/4 IN. LG MS35295-36 (96906)		EA	30	*	*	15	24
P F	5306-261-1850	SCREW, CAP, HEXAGON HEAD: CYLINDER HEAD MTG, 5/16-18 THD SIZE, 1 3/8 IN. LG XD20 (66289)		EA	3	*	*	15	25

(1)	(2)	(3)	(4)	(5)	(6)	(7)	(8)	(9)	
SMR	FEDERAL	DESCRIPTION		QTY	30-DAY DS MAINT	30-DAY GS MAINT	1-YR	ILLUS-	
CODE	STOCK		USABLE	INC	ALLOWANCE	ALLOWANCE	ALW	TRATION	
	NUMBER	REF NUMBER & MFR CODE	ON	IN	(a)	(b)	PER	(a)	
			CODE	UNIT	(a)	(b)	EQUIP	(b)	
				MEAS	10-20	21-50	100	FIG.	
				UNIT	1-100	1-20	CNTY	ITEM	
								NO.	
P F	5310-637-2400	WASHER, PLAIN: CYLINDER HEAD MTG SCREW, 5/16-18 THD SIZE, STEEL PH77A (66289)	EA	34	*	*	*	15	26
X1		WIRE ASSEMBLY W/TERMINALS: 42 IN. LG YL357-42 (66289) (PART OF HIGH TEMPERATURE SAFETY SWITCH KIT, FSN 5930-775-7577)	EA	1				15	27
X1		SCREW, CAP, HEXAGON HEAD: SWITCH MTG, 5/16-18 THD SIZE, 1 3/4 IN. LG XD22 (66289) (PART OF HIGH TEMPERATURE SAFETY SWITCH KIT, FSN 5930-775-7577)	EA	1				15	28
X1		WASHER, FLAT: SWITCH MTG SCREW, 5/16-18 THD SIZE PH77 (66289) (PART OF HIGH TEMPERATURE SAFETY SWITCH KIT, FSN 5930-775-7577)	EA	1				15	29
X1		SWITCH, HIGH TEMPERATURE: SAFETY XC65D (66289) (PART OF HIGH TEMPERATURE SAFETY SWITCH KIT, FSN 5930-775-7577)	EA	1				15	30
X2F		HEAD, CYLINDER AB1004S1 (66289)	EA	2				15	31
X1		GASKET: CYLINDER HEAD QD613C (66289) (PART OF GASKET SETS, FSN 2805-708-9423 AND FSN 2805-959-4014)	EA	2				15	32
P H	5310-011-7050	NUT, HEXAGON: CYLINDER BLOCK MTG STUD, 7/16-20 THD SIZE, STEEL PD12 (66289)	EA	12		*	*	15	33
P H	5310-596-6696	WASHER, LOCK: CYLINDER BLOCK MTG STUD, 7/16-20 THD SIZE PE6 (66289)	EA	12		*	*	15	34
X1		GASKET: CYLINDER BASE QD617 (66289) (PART OF GASKET SET, FSN 2805-708-9423)	EA	2				15	35
P H	5307-776-7962	STUD: CYLINDER BLOCK MTG PC337 (66289)	EA	12		*	*	15	36
X2H		PLUG, CRANKCASE PF144 (66289)	EA	4				15	37
P F	5307-025-7991	STUD: STARTER BRACKET PC396 (66289)	EA	2	*	*	*	15	38
P F	5306-017-9814	BOLT, MACHINE: CRANKCASE PLATE MTG, 5/16-18 THD SIZE, 5/8 IN. LG, STEEL MS35295-31 (96906)	EA	14	*	*	*	15	39
P O	5310-010-3320	WASHER, LOCK: COVER PLATE, 5/16-18 THD SIZE MS35338-7 (96906)	EA	14	*	*	*	15	40
P O	4730-277-3150	PLUG, PIPE: INLET MANIFOLD XK2 (66289)	EA	2	*	*	*	15	41
P H	5340-366-6247	PLUG: CAMSHAFT END HOLE SAS8 (66289)	EA	1		*	*	15	42
X2F		PLATE, CRANKCASE BOTTOM COVER BH141E (66289)	EA	1				15	43
P H	2805-366-6251	GASKET, CRANKCASE BOTTOM COVER QD610A (66289) (PART OF GASKET SET, FSN 2805-708-9423)	EA	1		2	4	15	44
P H	2805-799-5353	CRANKCASE ASSEMBLY BA48CS1 (66289)	EA	1		2	2	15	45

(1) SMR CODE	(2) FEDERAL STOCK NUMBER	(3) DESCRIPTION  REF NUMBER & MFR CODE	(4) USABLE ON CODE	(5) UNIT OF MEAS	(6) QTY INC IN UNIT	(7) 30-DAY DS MAINT ALLOWANCE			(7) 30-DAY GS MAINT ALLOWANCE			(8) 1-YR ALW PER 100 EQUIP CNTGY	(9) ILLUS- TRATION FIG. ITEM NO.	
						(a)	(b)	(c)	(a)	(b)	(c)		(a)	(b)
		GROUP 16 - GEAR COVER				1-20	21-50	51-100	1-20	21-50	51-100			
P O	5310-584-8731	NUT, HEXAGON: MAGNETO MTG STUD, 3/8-24 THD SIZE, STEEL PD11 (66289)		EA	1	*	*	*	*	*	*	*	16	1
P O	5315-584-8732	NUT, HEXAGON: MAGNETO MTG SCREW, 3/16 THD SIZE PD79 (66289)		EA	1	*	*	*	*	*	*	*	16	2
P O	5310-595-7273	WASHER, LOCK: MAGNETO MTG SCREW 3/16-16 THD SIZE, EXTERNAL TOOTH MS35333-42 (96906)		EA	2	*	*	*	*	*	*	*	16	3
P O	5310-061-1258	WASHER, LOCK: MAGNETO MTG SCREW, 3/8 IN. ID .965 IN. OD, .037 TO .045 IN. THK MS45904-76 (96906)		EA	1	*	*	*	*	*	*	*	16	4
P O	5305-018-0132	SCREW, CAP, HEXAGON HEAD: MAGNETO MTG, 3/8-16 THD SIZE, 2 1/2 IN. LG MS35297-67 (96906)		EA	1	*	*	*	*	*	*	*	16	5
P O	5307-275-3756	STUD: MAGNETO MTG, 3/8-24 THD SIZE PC110 (66289)		EA	1	*	*	*	*	*	*	*	16	6
P F	2920-893-0895	GEAR, MAGNETO GD93C4 (66289)		EA	1	2	3	7	2	3	7	80	16	7
X1		GASKET: MAGNETO FLANGE QD616 (66289) (PART OF GASKET SET, FSN 2805-708-9423)		EA	1								16	8
P H	5306-298-4781	BOLT, MACHINE: GEAR COVER MTG 5/16-18 THD SIZE, 1 1/4 IN. LG MS35295-36 (96906)		EA	10				*	*	*	*	16	9
P H	5310-010-3320	WASHER, LOCK: GEAR COVER MTG BOLT, .310 TO .333 IN. ID, .591 IN. OD, .078 TO .088 IN. THK MS35338-7 (96906)		EA	13				*	*	*	*	16	10
P H	5310-582-9927	WASHER, LOCK: EXTERNAL TOOTH, GEAR COVER MTG BOLT, 5/16-18 THD SIZE PE46A (66289)		EA	2				*	*	*	*	16	11
X2H		COVER ASSEMBLY, GEAR BD100K2S1 (66289)		EA	1								16	12
X1		COVER, GEAR BD100K2 (66289)		EA	1								16	13
P H	5330-286-7123	SEAL, OIL: CRANKSHAFT PH299 (66289)		EA	1				2	4	8	100	16	14
P H	5315-251-9984	PIN, DOWEL: GEAR COVER PA291 (66289)		EA	2				*	*	*	*	16	15
P H	5306-207-6501	BOLT, MACHINE: GEAR COVER SPACER, 5/16-18 THD SIZE, 3/4 IN. LG XD15 (66289)		EA	2				*	*	*	*	16	16
P H	5310-010-3320	WASHER, LOCK: GEAR COVER SPACER MTG BOLT, 5/16-18 THD SIZE MS35338-7 (96906)		EA	2				*	*	*	*	16	17
X2H		SPACER: GEAR COVER WE182A (66289)		EA	1								16	18
X1		GASKET: GEAR COVER QD611 (66289) (PART OF GASKET SET, FSN 2805-708-9423)		EA	1								16	19
P H	5306-017-9814	BOLT, MACHINE: SPACER TO CRANKCASE MTG, 5/16-18 THD SIZE, 5/8 IN. LG, STEEL MS35295-31 (96906)		EA	5				*	*	*	*	16	20
P H	5310-221-3219	WASHER, LOCK: SPACER TO CRANKCASE MTG BOLT, 5/16-18 THD SIZE, COPPER PH14 (66289)		EA	5				*	*	*	*	16	21

(1)	(2)	(3)	(4)	(5)	(6)	(7)	(8)	(9)	
SMR	FEDERAL	DESCRIPTION	USABLE	UNIT	QTY	30-DAY DS MAINT	30-DAY GS MAINT	ILLUS-	
CODE	STOCK		ON	OF	INC	ALLOWANCE	ALLOWANCE	TRATION	
	NUMBER	REF NUMBER & MFR CODE	CODE	MEAS	UNIT	(a) (b) (c)	(a) (b) (c)	(a) (b)	
						1-20 21-50 51-100	1-20 21-50 51-100	100	
								EQUIP	
								NO.	
								ITEM	
								NO.	
X1		GASKET: SPACER TO CRANKCASE QD514 (66289) (PART OF GASKET SET, FSN 2805-708-9423)		EA	1			16	22
		GROUP 17 - CRANKSHAFT, PISTON AND CONNECTING ROD							
X20		CRANK, STARTING U212W (66289)		EA	1			17	1
P H	5315-281-7729	PIN: STARTING CRANK PA333 (66289)		EA	1		* * *	17	2
P H	5310-227-7974	NUT, PLAIN, HEXAGON: FLYWHEEL MTG, 1 1/8-12 THD SIZE PD123 (66289)		EA	1		* * *	17	3
P H	5310-638-5085	WASHER, LOCK: FLYWHEEL NUT, 1 1/8-12 THD SIZE PE66 (66289)		EA	1		* * *	17	4
X2H		FLYWHEEL N140G (66289)		EA	1			17	5
P H	5315-619-7342	KEY, WOODRUFF: FLYWHEEL MTG PL83 (66289)		EA	1		* * *	17	6
P H	5305-269-3213	SCREW, CAP, HEXAGON HEAD: MAIN BEARING PLATE MTG, 3/8-16 THD SIZE, 1 1/4 IN. LG, CADMIUM PLATED MS90725-62 (96906)		EA	6		* * *	17	7
P H	5310-637-2534	WASHER, LOCK: MAIN BEARING PLATE MTG SCREW, 3/8-16 THD SIZE PE5 (66289)		EA	6		* * *	17	8
P H	2805-440-1175	PLATE ASSEMBLY: MAIN BEARING BG210CS2 (66289)		EA	1		2 4 8	100	17 9
X1		GASKET: BEARING PLATE QD527D (66289) (PART OF GASKET SET, FSN 2805-708-9423)		EA	3				17 10
X1		GASKET: BEARING PLATE QD527C (66289) (PART OF GASKET SET, FSN 2805-708-9423)		EA	3				17 11
P H	2805-146-4024	SHIM: MAIN BEARING PLATE QF33C (66289)		EA	1		4 8	17 200	17 12
P H	2805-339-55595	ROD ASSEMBLY, CONNECTING DA65S1 (66289)		EA	4		3 6 13	150	17 13
P H	5306-514-8458	BOLT, SHOULDER: CONNECTING ROD, 5/16-24 THD SIZE, 1 3/4 IN. LG PB148 (66289)		EA	2		* * *		17 14
P H	4430-274-6489	NUT, HEXAGON: CONNECTING ROD BOLT, 5/16-24 THD SIZE PD246 (81336)		EA	2		* * *		17 15
P H	2805-571-1100	BEARING, SHELL: CONNECTING ROD MS13995-1 (96906)		EA	2		4 8	15 180	17 16
P H	2805-374-9710	BUSHING, PISTON PIN MS13963-1 (96906)		EA	1		4 8	16 196	17 17
X1		ROD, CONNECTING DA65 (66289)		EA	1				17 18
P H	2805-715-0424	PISTON ASSEMBLY: STANDARD MS35903-1 (96906)		EA	4		4 8	17 200	17 19
X1		RING, RETAINING: PISTON PIN MS13962-1 (96906)		EA	8				17 20
X1		PIN, PISTON MS13996-2 (96906)		EA	4				17 21



(1)	(2)	(3)	(4)	(5)	(6)	(7)	(8)	(9)
SMR	FEDERAL	DESCRIPTION	USABLE	UNIT	QTY	30-DAY DS MAINT	30-DAY GS MAINT	ILLUS-
CODE	STOCK		ON	OF	INC	ALLOWANCE	ALLOWANCE	TRATION
	NUMBER	REF NUMBER & MFR CODE	OR	MEAS	IN	(a) (b) (c)	(a) (b) (c)	(a) (b)
			CODE	UNIT	UNIT	1-20 21-50 51-100	1-20 21-50 51-100	FIG. ITEM
								NO. NO.
X1		RING, COMPRESSION: STANDARD MS13933-4 (96906) (PART OF PISTON RING SET, FSN 2805-608-4998)		EA	4			17 22
X1		RING, SCRAPER: STANDARD MS13932-4 (96906) (PART OF PISTON RING SET, FSN 2805-608-4998)		EA	4			17 23
X1		RING, OIL: STANDARD MS13931-4 (96906) (PART OF PISTON RING SET, FSN 2805-608-4998)		EA	4			17 24
P H	2805-113-0741	CRANKSHAFT ASSEMBLY CAT1E8S1 (66289)		EA	1		* * *	5 17 25
X2H		SLINGER, OIL RK170 (66289)		EA	1			17 26
X1		GEAR, CRANKSHAFT GA36A (66289)		EA	1			17 27
P H	3110-100-3904	BEARING ASSEMBLY, MAIN: FLYWHEEL END ME71 (66289)		EA	1		2 4 8	100 17 28
P H	5315-010-3906	KEY, WOODRUFF: CRANKSHAFT GEAR PL53 (66289)		EA	1		* * *	* 17 29
P H	3110-100-4495	BEARING ASSEMBLY, MAIN: TAKE-OFF END ME114 (66289)		EA	1		2 4 8	100 17 30
X1		CRANKSHAFT CAT1E8 (66289)		EA	1			17 31
		GROUP 18 - GOVERNOR						
P F	5306-207-6474	SCREW, CAP, HEXAGON HEAD: GOVERNOR HOUSING MTG, 5/16-18 THD SIZE, 7/8 IN. LG, STEEL XD16 (66289)		EA	4	* * *	* * *	* 18 1
P F	5310-010-3320	WASHER, LOCK: GOVERNOR HOUSING MTG SCREW, 5/16-18 THD SIZE MS35338-7 (96906)		EA	4	* * *	* * *	* 18 2
P F	2990-653-5689	GOVERNOR ASSEMBLY T84H (66289)		EA	1	2 2 3	2 2 3	30 18 3
P F	5310-584-8729	NUT, HEXAGON: GOVERNOR CONTROL ROD, NO. 10-32 THD SIZE, STEEL PD115-2 (66289)		EA	1	* * *	* * *	* 18 4
P F	5310-596-4922	WASHER, LOCK: GOVERNOR CONTROL ROD, NO. 10-32 THD SIZE FE14 (66289)		EA	1	* * *	* * *	* 18 5
P F	2990-201-2031	SPRING, GOVERNOR PM76 (66289)		EA	1	* 2 2	* 2 2	15 18 6
X1		JOINT, BALL: CONTROL ROD VE674A (66289)		EA	1			18 7
P F	5310-584-8729	NUT, HEXAGON: CONTROL ROD BALL JOINT MTG, NO. 10-32 THD SIZE, STEEL PD115-2 (66289)		EA	1	* * *	* * *	* 18 8
X1		LEVER: CONTROL ROD VE689 (66289)		EA	1			18 9
P F	5310-584-8729	NUT, HEXAGON: GOVERNOR CONTROL ROD, NO. 10-32 THD SIZE, STEEL PD115-2 (66289)		EA	1	* * *	* * *	* 18 10
P F	5310-596-4922	WASHER, LOCK: GOVERNOR CONTROL ROD, NO. 10-32 THD SIZE FE14 (66289)		EA	1	* * *	* * *	* 18 11

(1) SMR CODE	(2) FEDERAL STOCK NUMBER	(3) DESCRIPTION  REF NUMBER & MFR CODE	(4) USABLE ON CODE	(5) UNIT OF MEAS UNIT	(6) QTY INC IN UNIT	(7) 30-DAY DS MAINT ALLOWANCE			(7) 30-DAY GS MAINT ALLOWANCE			(8) 1-YR ALW PER 100 EQUIP CNTGY	(9) ILLUS- TRATION	
						(a)	(b)	(c)	(a)	(b)	(c)		(a) FIG. NO.	(b) ITEM NO.
X1		JOINT BALL: CONTROL ROD VE674A (66289)		EA	1								18	12
P F	5310-584-8729	NUT, HEXAGON: CONTROL ROD BALL JOINT MTG, NO. 10-32 THD SIZE, STEEL PD115-2 (66289)		EA	1	*	*	*	*	*	*		18	13
X1		HOUSING ASSEMBLY TC363B2S1 (66289)		EA	1								18	14
X1		SHAFT AND LEVER TC398-15 (66289)		EA	1								18	15
X1		RING, CROSS SHAFT JK52 (66289)		EA	1								18	16
X1		BEARING: CROSS SHAFT ME153 (66289)		EA	1								18	17
X1		PLUG, EXPANSION MS35648-4 (96906)		EA	1								18	18
X1	3110-112-5770	BEARING: CROSS SHAFT ME153 (66289)		EA	1								18	19
X1		ADAPTER, TACHOMETER TB109 (66289)		EA	1								18	20
X1		PIN, DOWELL: HOUSING PA294 (66289)		EA	2								18	21
X1		YOKE, GOVERNOR VB98A5 (66289)  MS24692-151 (96906)		EA	1								18	22
X1		PIN, TAPER, PLAIN MS24692-151 (96906)		EA	1								18	23
X1		GASKET: GOVERNOR HOUSING QD615A (66289) (PART OF GASKET SET, FSN 2805-708-9423)		EA	2								18	24
X1		HOUSING TC363B2 (66289)		EA	1								18	25
X1		CAP, TACHOMETER ADAPTER TC403 (66289)		EA	1								18	26
P F	2990-325-4502	SHAFT ASSEMBLY, DRIVE TAL12AS1 (66289)		EA	1	*	2	2	*	2	2	20	18	27
X1		BEARING, HOUSING ME111 (66289)		EA	1								18	28
X1		SLEEVE AND HOUSING ASSEMBLY TC48S1 (66289)		EA	1								18	29
X1		PIN, ROLL: FLYWEIGHT PA340 (66289)		EA	1								18	30
X1		FLYWEIGHT, GOVERNOR TC322DS1 (66289)		EA	1								18	31
X1		PIN, ROLL: FLYWEIGHT PA340 (66289)		EA	1								18	32
X1		FLYWEIGHT, GOVERNOR TC322DS1 (66289)		EA	1								18	33
X1		PIN, TAPER: FLYWEIGHT HUB XH9 (66289)		EA	1								18	34
X1		HUB, FLYWEIGHT TC346B (66289)		EA	1								18	35
X1		BEARING, SHAFT: GOVERNOR ME112 (66289)		EA	1								18	36
X1		GEAR, HELICAL: GOVERNOR GD95A (66289)		EA	1								18	37

(1)	(2)	(3)	(4)	(5)	(6)	(7)	(8)	(9)						
SMR	FEDERAL	DESCRIPTION		QTY	30-DAY DS MAINT	30-DAY GS MAINT	1-YR	ILLUS-						
CODE	STOCK		USABLE	INC	ALLOWANCE	ALLOWANCE	ALW	TRATION						
	NUMBER		ON	IN	(a)	(b)	PER	(a)	(b)					
		REF NUMBER & MFR CODE	CODE	UNIT	(a)	(b)	100	FIG.	ITEM					
				MEAS	1-20	21-50	EQUIP	NO.	NO.					
				UNIT	51-100	1-20	21-50	51-100						
							CNTGY							
X1		KEY, WOODRUFF FLZ1 (66289)		EA	1				18	38				
X1		SHAFT, DRIVE: GOVERNOR TALL2A (66289)		EA	1				18	39				
P F	4730-447-9276	FITTING, OIL LINE RF269-2 (66289)		EA	1	2	2	2	2	2	25	18	40	
		GROUP 19 - CAMSHAFT AND FUEL PUMP												
P O	2910-422-9546	LINE, FUEL: PUMP TO CARBURETOR RM1122 (66289)		EA	1	*	*	*	*	*	2	2	19	1
P O	4730-741-0349	ELBOW: FUEL LINE RF1225 (66289)		EA	1	*	*	*	*	*	*	*	19	2
X20		ELBOW: FUEL STRAINER MTG RF1397 (66289)		EA	1								19	3
P O	5306-207-6501	SCREW, CAP, HEXAGON HEAD: FUEL PUMP MTG, 5/16-18 THD SIZE, 3/4 IN. LG XD15 (66289)		EA	2	*	*	*	*	*	*	*	19	4
P O	5310-010-3320	WASHER, LOCK: FUEL PUMP MTG SCREW, 5/16-18 THD SIZE MS35338-7 (96906)		EA	2	*	*	*	*	*	*	*	19	5
P O	2910-339-4836	PUMP, FUEL LP38F31 (66289)		EA	1	2	2	4	2	2	4	50	19	6
X1		GASKET: FUEL PUMP MTG QD538A (66289) (PART OF GASKET SET, FSN 2805-708-9423)		EA	1								19	7
P O	5306-207-9153	SCREW, CAP, HEXAGON HEAD: FUEL PUMP ADAPTER MTG, 1/4-20 THD SIZE, 3/4 IN. LG XD6 (66289)		EA	2	*	*	*	*	*	*	*	19	8
P O	5310-261-7341	WASHER, LOCK: FUEL PUMP ADAPTER MTG SCREW, 1/4-20 THD SIZE PE3 (66289)		EA	2	*	*	*	*	*	*	*	19	9
X20		ADAPTER AND PRIMER ASSEMBLY: FUEL PUMP TF96-10 (66289)		EA	1								19	10
X1		PIN, STRAIGHT THREAD TALL15 (66289)		EA	1								19	11
X1		SHAFT TALL4S1 (66289)		EA	1								19	12
X1		RING, O: PACKING MS29561-010 (96906)		EA	1								19	13
X1		SPRING, TORSION, HELICAL PM145 (66289)		EA	1								19	14
X1		ADAPTER, FUEL PUMP LQ30 (66289)		EA	1								19	15
X20		BUSHING, SLEEVE TALL16 (66289)		EA	1								19	16
X1		PLUNGER TALL1B (66289)		EA	1								19	17
X1		GASKET: FUEL PUMP ADAPTER QD67 (66289) (PART OF GASKET SET, FSN 2805-708-9423)		EA	1								19	18
P H	5305-206-1071	SCREW, CAP, HEXAGON HEAD: CAMSHAFT GEAR MTG, 5/16-18 THD SIZE, 1 IN. LG, STEEL, BLUED XD17 (66289)		EA	3			*	*	*	*	*	19	19

(1) SMR CODE	(2) FEDERAL STOCK NUMBER	(3) DESCRIPTION  REF NUMBER & MFR CODE	(4) USABLE ON CODE	(5) UNIT OF MEAS	(6) QTY INC UNIT	(7) 30-DAY DS MAINT ALLOWANCE			(7) 30-DAY GS MAINT ALLOWANCE			(8) 1-YR ALW PER 100 EQUIP CNTY	(9) ILLUS- TRATION (a) (b) FIG. ITEM NO. NO.	
						(a)	(b)	(c)	(a)	(b)	(c)		(a)	(b)
P H	5310-582-9926	WASHER, LOCK: EXTERNAL TOOTH, CAMSHAFT GEAR MTG SCREW, 5/16-18 THD SIZE PE46 (66289)		EA	3				*	*	*	*	19	20
X2H		BUTTON: CAMSHAFT THRUST PLUNGER PF52 (66289)		EA	1								19	21
P H	2805-391-9521	GEAR, CAMSHAFT GB45A (66289)		EA	1				2	3	5	60	19	22
P H	2805-336-6248	PLUNGER, CAMSHAFT, THRUST PF101 (66289)		EA	1				*	*	*	*	19	23
P H	2805-366-6249	SPRING: THRUST CAMSHAFT PLUNGER FM108 (66289)		EA	1				2	4	8	100	19	24
P H	2805-710-9189	CAMSHAFT EA113 (66289)		EA	1				2	3	5	60	19	25
		GROUP 20 - IDLER GEAR AND OIL FILLER												
P O	6680-112-8126	SABER, OIL RJ159M (66289)		EA	1	*	2	2	*	2	2	22	20	1
P O	2805-708-9400	CAP, OIL FILLER L0-60-3 (66289)		EA	1	*	2	2	*	2	2	10	20	2
X20		TUBE, OIL FILLER LJ300P (66289)		EA	1								20	3
X20		SCREEN, OIL FILLER RC91 (66289)		EA	1								20	4
MFO	2940-922-2094	LINE, OIL: CRANKCASE TO GOVERNOR RM472 (66289) MANUFACTURE FROM:		EA	1	*	*	2	*	2	2		20	5
P F	4710-845-1028	TUBING, 16 5/8 IN. REQUIRED												
P F	4730-011-8537	NUT, FLARE, 2 EA												
P O	4730-827-5512	TEE: OIL LINE RF1281 (66289)		EA	1	*	*	*	*	*	*	*	20	6
P H	5305-011-4663	SCREW, MACHINE: BEARING RETAINER PLATE MTG, 5/16-18 THD SIZE, 3/4 IN. LG MS35237-103 (96906)		EA	4				*	*	*	*	20	7
P H	5310-596-4908	WASHER, LOCK: BEARING RETAINER PLATE MTG SCREW, 5/16-18 THD SIZE, COUNTERSUNK PE49 (66289)		EA	4				*	*	*	*	20	8
X2H		PLATE, BEARING RETAINER BG209 (66289)		EA	1								20	9
P H	5305-366-6257	SETScrew, ALLEN HEAD: IDLER STUD MTG, 5/16-18 THD SIZE, 3/8 IN. LG XE55 (66289)		EA	1				*	*	*	*	20	10
P H	5315-366-6258	STUD, IDLER GEAR PJ105 (66289)		EA	1				*	*	*	*	20	11
P H	2805-243-7273	GEAR, IDLER GC27B1 (66289)		EA	1				2	2	4	50	20	12
P O	5305-206-1071	SCREW, CAP, HEXAGON HEAD: OIL FILTER PAD COVER MTG, 5/16-18 THD SIZE, 1 IN. LG XD17 (66289)		EA	2	*	*	*	*	*	*	*	20	13
P O	5310-010-3320	WASHER, LOCK: OIL FILTER PAD COVER MTG SCREW, 5/16-18 THD SIZE MS35338-7 (96906)		EA	2	*	*	*	*	*	*	*	20	14
X20		PLATE: OIL FILTER PAD SA65C (66289)		EA	1								20	15

(1) SMR CODE	(2) FEDERAL STOCK NUMBER	(3) DESCRIPTION  REF NUMBER & MFR CODE	(4) USABLE ON CODE	(5) UNIT OF MEAS	(6) QTY INC IN UNIT	(7) 30-DAY DS MAINT ALLOWANCE			(7) 30-DAY GS MAINT ALLOWANCE			(8) 1-YR ALW PER 100 EQUIP CNTGY	(9) ILLUS- TRATION (a) (b) FIG. ITEM NO. NO.	
						(a)	(b)	(c)	(a)	(b)	(c)	(a)	(b)	
X1		GASKET: OIL FILTER PAD COVER QD595A (66289) (PART OF GASKET SET, FSN 2805-708-9423)		EA	1								20	16
P F	4730-278-3397	PLUG, PIPE: OIL PUMP LOCK SCREW HOLE PF18 (66289)		EA	1	*	*	*	*	*	*	*	20	17
P H	5305-012-0628	SCREW, CAP, HEXAGON HEAD: SPLASH PLATE MTG, 1/4-20 THD SIZE, 1/2 IN. LG XA34 (66289)		EA	6				*	*	*	*	20	18
P H	5310-261-7341	WASHER, LOCK: SPLASH PLATE MTG SCREW, 1/4-20 THD SIZE, POSITIVE PE3 (66289)		EA	6				*	*	*	*	20	19
P H	2805-309-8065	PLATE, SPLASH: CRANKCASE RK182 (66289)  GROUP 21 - CYLINDER BLOCK		EA	2				*	*	*	*	20	20
P H	2805-716-6658	BLOCK ASSEMBLY, CYLINDER AA98-1S1 (66289)		EA	2				*	*	*	5	21	1
P O	5306-207-9166	BOLT, MACHINE, HEXAGON HEAD: COVER PLATE MTG, 5/16-18 THD SIZE, 1 1/2 IN. LG XD21 (66289)		EA	4	*	*	*	*	*	*	*	21	2
P O	5310-846-1376	WASHER, FLAT: COVER PLATE MTG SCREW, 5/16-18 THD SIZE PH22A (66289)		EA	4	*	*	*	*	*	*	*	21	3
X20		PLATE, COVER: VALVE INSPECTION SA68 (66289)		EA	4								21	4
X1		GASKET: VALVE COVER PLATE QD512A (66289) (PART OF GASKET SETS, FSN 2805-708-9423 AND FSN 2805-959-4014)		EA	4								21	5
P F	2805-528-6396	VALVE, INLET AND EXHAUST MS13999-2 (96906)		EA	8	4	8	17	4	8	17	200	21	6
P F	2805-776-8151	INSERT, VALVE SEAT HG201D (66289)		EA	8	2	2	4	2	2	4	50	21	7
P F	2805-652-9757	GUIDE, VALVE AD41A (66289)		EA	8	2	4	8	2	4	8	90	21	8
P F	2805-307-3841	SPRING, VALVE INLET AND EXHAUST AF49D (66289)		EA	8	2	4	8	2	4	8	100	21	9
P F	2805-339-5589	SEAT, VALVE SPRING AG30 (66289)		EA	8	2	2	4	2	2	4	50	21	10
P F	2805-528-6097	LOCK, VALVE, SPRING SEAT MS13997-1 (96906)		EA	8	2	2	4	2	2	4	50	21	11
P F	2805-374-9746	CAP, ROTATOR EXHAUST VALVE MS13998-1 (96906)		EA	4	2	2	4	2	2	4	50	21	12
P F	5306-038-4416	BOLT, MACHINE: TAPPET ADJUSTING, 3/8-24 THD SIZE, 21/23 IN. LG PB169A (66289)		EA	8	2	2	4	2	2	4	50	21	13
P F	2805-339-5598	LIFTER, VALVE TAPPET F66 (66289)		EA	8	2	2	4	2	2	4	50	21	14
X1		BLOCK, CYLINDER AA98-1 (66289)  GROUP 22 - OIL PUMP		EA	2								21	15
P H	4730-278-3397	PLUG, PIPE PF18 (66289)		EA	7				*	*	*	*	22	1

(1) SMR CODE	(2) FEDERAL STOCK NUMBER	(3) DESCRIPTION  REF NUMBER & MFR CODE	(4) USABLE ON CODE	(5) UNIT OF MEAS	(6) QTY INC IN UNIT	(7) 30-DAY DS MAINT			(7) 30-DAY GS MAINT			(8) 1-YR ALW PER 100 EQUIP CNTY	(9) ILLUS- TRATION	
						(a)	(b)	(c)	(a)	(b)	(c)		(a)	(b)
P F	2805-353-5884	PUMP ASSEMBLY, OIL K95L (66289)		EA	1	*	2	2	*	2	2	20	22	2
P F	5310-619-4969	NUT, SELF-LOCKING; DRIVE SHAFT MTG SCREW, 7/16-20 THD SIZE PD195 (66289)		EA	1	*	*	*	*	*	*	*	22	3
X1		GEAR, OIL PUMP DRIVE GD94C (66289)		EA	1								22	4
P F	5315-675-9237	PIN, COTTER: VALVE X116 (66289)		EA	1	*	*	*	*	*	*	*	22	5
P F	2805-253-6919	SPRING, RELIEF VALVE FM111 (66289)		EA	1	2	2	2	2	2	2	25	22	6
X1		BALL, CHECK: RELIEF VALVE SPRING, 1/4 IN. DIA STEEL MS19059-49 (96906)		EA	1								22	7
P F	5305-655-7005	SCREW, MACHINE: DRIVE SHAFT MTG, 7/16-20 THD SIZE XA56 (66289)		EA	2	*	*	*	*	*	*	*	22	8
P F		SCREW, MACHINE: COVER ASSEMBLY MTG XA8 (66289)		EA	4	*	*	*	*	*	*	*	22	9
P F	5305-290-2737	SCREW, MACHINE: COVER MTG XA7 (66289)		EA	1	*	*	*	*	*	*	*	22	10
P F	5310-596-4922	WASHER, LOCK: COVER MTG SCREW FE14 (66289)		EA	7	*	*	*	*	*	*	*	22	11
X1		SCREEN, OIL PUMP RD112 (66289)		EA	1								22	12
X1		COVER ASSEMBLY HB42S2 (66289)		EA	1								22	13
P H		GASKET, COVER QD535A (66289)		EA	1				2	4	8	100	22	14
X1		KEY, WOODRUFF: DRIVE SHAFT PL137 (66289)		EA	1								22	15
X1		PIN, DRIVE GEAR PA64 (66289)		EA	1								22	16
X1		GEAR, DRIVE KC56A (66289)		EA	1								22	17
X1		SHAFT, DRIVE KD121S1 (66289)		EA	1								22	18
X1		GEAR, DRIVEN KC56A (66289)		EA	1								22	19
X1		SHAFT, STUB KD122A (66289)		EA	1								22	20
X1		BODY, PUMP, OIL KA61CS1 (66289)		EA	1								22	21
X2F		PIPE: OIL FILTER OUTLET RF1128 (66289)		EA	1								22	22
X2H		NOZZLE, OIL SPRAY RF1143 (66289)		EA	4								22	23
P O		GROUP 23 - BASE, TOW BAR, WHEEL AND AXLE ASSEMBLIES												
		SCREW, MACHINE: CRANK CRADLE MTG, NO. 6-32 THD SIZE, 5/8 IN. LG 13214E3290-21 (97403)		EA	4	*	*	*	*	*	*	*	23	1
X20		CRADLE, CRANK 6220-1A (91506)		EA	1								23	2

(1) SMR CODE	(2) FEDERAL STOCK NUMBER	(3) DESCRIPTION  REF NUMBER & MFR CODE	(4) USABLE ON CODE	(5) UNIT OF MEAS	(6) QTY INC UNIT	(7) 30-DAY DS MAINT ALLOWANCE			(7) 30-DAY GS MAINT ALLOWANCE			(8) 1-YR ALW PER 100 EQUIP CNTGY	(9) ILLUS- TRATION	
						(a)	(b)	(c)	(a)	(b)	(c)		(a)	(b)
X20		CRADLE, CRANK 6019-12A (91506)		EA	1								23	3
P O	5310-584-7340	NUT, HEXAGON: KICK STAND MTG SCREW, 3/8-24 THD SIZE F52NE064 (72962)		EA	2	*	*	*	*	*	*	*	23	4
X20		WASHER, BEVEL: KICK STAND MTG SCREW, 3/8-24 THD SIZE 1-1-4X1-1-4 (72028)		EA	2								23	5
P O	5305-269-2805	SCREW, CAP, HEXAGON HEAD: KICK STAND MTG, 3/8-24 THD SIZE, 1 1/4 IN. LG MS90726-62 (96906)		EA	2	*	*	*	*	*	*	*	23	6
X20		BASE PLATE ASSEMBLY: KICK STAND 4860-63 (02032)		EA	1								23	7
P O	5310-822-9087	NUT, LOCK, HEXAGON: KICK STAND, 5/8-11 THD SIZE F52NE101 (72962)		EA	1	*	*	*	*	*	*	*	23	8
X20		SPRING, DIE: KICK STAND 06YH10 (17178)		EA	1								23	9
P O	6115-113-8021	STAND, KICK 4860-147 (02032)		EA	1	2	2	3	2	2	3	30	23	10
P O	5315-839-5822	PIN, COTTER: TOW BAR PIN MS24665-353 (96906)		EA	2	*	*	*	*	*	*	*	23	11
X20		PIN, CLEVIS: TOW BAR PIN EC01-2-115XSP (09094)		EA	2								23	12
P O	5310-809-5998	WASHER, FLAT: TOW BAR PIN, 1/2 IN. SCREW SIZE MS27183-18 (96906)		EA	2	*	*	*	*	*	*	*	23	13
P O		PIN, TOW BAR 4860-114 (02032)		EA	2	*	2	2	*	2	2	20	23	14
X20		BAR ASSEMBLY, TOW 4860-55 (02032)		EA	1								23	15
P O	5310-584-7340	NUT, HEXAGON: CLEVIS BRACKET MTG SCREW, 3/8-24 THD SIZE F52NE064 (72962)		EA	8	*	*	*	*	*	*	*	23	16
P O	5305-269-2803	SCREW, CAP, HEXAGON HEAD: CLEVIS BRACKET MTG, 3/8-24 THD SIZE, 1 IN. LG MS90726-60 (96906)		EA	8	*	*	*	*	*	*	*	23	17
X20		BRACKET, CLEVIS 4860-46-1 (02032)		EA	2								23	18
X20		BRACKET, CLEVIS 4860-46-2 (02032)		EA	2								23	19
P O	5310-584-7340	NUT, HEXAGON: PINTLE BRACKET MTG SCREW, 3/8-24 THD SIZE F52NE064 (72962)		EA	2	*	*	*	*	*	*	*	23	20
P O	5305-269-2803	SCREW, CAP, HEXAGON HEAD: PINTLE BRACKET MTG, 3/8-24 THD SIZE, 1 IN. LG MS90726-60 (96906)		EA	2	*	*	*	*	*	*	*	23	21
P O	5310-013-4524	NUT, HEXAGON: PINTLE BRACKET CLEVIS PIN MTG SCREW, NO. 6-32 THD SIZE MS35649-42 (96906)		EA	1	*	*	*	*	*	*	*	23	22
P O	5310-579-0079	WASHER, LOCK: PINTLE BRACKET CLEVIS PIN MTG SCREW, NO. 6-32 THD SIZE, INTERNAL TOOTH MS35333-37 (96906)		EA	1	*	*	*	*	*	*	*	23	23
P O		SCREW, MACHINE: PINTLE BRACKET CLEVIS PIN MTG, NO. 6-32 THD SIZE, 5/8 IN. LG 13214E3290-21 (97403)		EA	1	*	*	*	*	*	*	*	23	24

(1) SMR CODE	(2) FEDERAL STOCK NUMBER	(3) DESCRIPTION  REF NUMBER & MFR CODE	(4) USABLE ON CODE	(5) UNIT OF MEAS	(6) QTY INC UNIT	(7) 30-DAY DS MAINT			(7) 30-DAY GS MAINT			(8) 1-YR ALW PER 100 EQUIP CNTGY	(9) ILLUS- TRATION		
						(a)	(b)	(c)	(a)	(b)	(c)	(a)	(b)		
X20		PIN, CLEVIS: PINTEL BRACKET EC01-2-21SYSP (09094)		EA	1								23	25	
X20		BRACKET, PINTLE 4860-44 (02032)		EA	1								23	26	
P O	5310-543-2628	NUT, HEXAGON: CABLE CLAMP MTG SCREW, 3/8-16 THD SIZE MS35690-602 (96906)		EA	2	*	*	*	*	*	*	*	23	27	
P O	5310-637-9541	WASHER, LOCK: CABLE CLAMP MTG SCREW, 3/8-16 THD SIZE MS35338-46 (96906)		EA	4	*	*	*	*	*	*	*	23	28	
X20		WASHER, BEVEL: CABLE CLAMP MTG SCREW, 3/8-16 THD SIZE 1-1-4X1-1-4 (72028)		EA	2								23	29	
P O	5310-080-6004	WASHER, FLAT: CABLE CLAMP MTG SCREW MS27183-14 (96906)		EA	2	*	*	*	*	*	*	*	23	30	
P O	5305-269-3224	SCREW, CAP, HEXAGON HEAD: CABLE CLAMP MTG, 3/8-16 THD SIZE, 4 IN. LG MS90725-74 (96906)		EA	2	*	*	*	*	*	*	*	23	31	
X20		CLAMP, CABLE: POWER SUPPLY CABLE 4860-107 (02032)		EA	1								23	32	
P O		BOLT, HEXAGON HEAD: WHEEL MTG, 1/2-20 THD SIZE, 15/16 IN. THD LG, 1 1/2 IN. LG ST1220 (83386)		EA	8	*	*	*	*	*	*	*	23	33	
P O	2530-115-0182	WHEEL ASSEMBLY, DISK 34418 (41885)		EA	2	*	*	*	*	*	*	10	23	34	
P O	2610-051-0120	TIRE, PNEUMATIC MS35389-5 (96906)		EA	2	2	2	2	5	2	2	5	60	23	35
X20		CAP, GREASE: WHEEL 16C2P (41885)		EA	2								23	36	
P O	5315-849-9854	PIN, CYTTER: WHEEL MTG MS24665-498 (96906)		EA	2	*	*	*	*	*	*	*	23	37	
P O		NUT, CASTELLATED: WHEEL MTG, 1-14 UNC 2B, RH THD X39-70 (75828)		EA	2	*	*	*	*	*	*	*	23	38	
P O	3110-827-8646	BEARING, WHEEL L44643 (60038)		EA	2	2	2	2	4	2	2	4	50	23	39
P O	2530-115-0183	HUB, WHEEL 34822 (41885)		EA	2	*	*	*	*	*	*	10	23	40	
P O	3110-827-8646	BEARING, WHEEL L44643 (60038)		EA	2	REF	REF	REF	REF	REF	REF	REF	23	41	
P O	5330-994-1647	SEAL, GREASE: WHEEL 203025X (81596)		EA	2	2	2	2	4	2	2	4	50	23	42
X2F		NUT, LOCK, HEXAGON: AXLE U-BOLT MTG, 1/2-20 THD SIZE F52NE080 (72962)		EA	4								23	43	
P F		U-BOLT, SQUARE: AXLE 4860-115 (02032)		EA	2	*	*	*	*	*	*	*	23	44	
P F	2530-115-0181	AXLE 4860-103 (02032)		EA	1	*	*	*	*	*	*	5	23	45	
P F	5315-241-2917	PIN, DOWEL: AXLE AN122717 (88044)		EA	2	*	*	*	*	*	*	*	23	46	
X20		BASE ASSEMBLY 4860-39 (02032)		EA	1								23	47	
P O	5325-784-0139	FASTENER: CANVAS COVER XX78328 (83058)		EA	10	2	4	8	8	2	4	8	100	23	48



(1)	(2)	(3)	(4)	(5)	(6)	(7)	(8)	(9)					
SMR	FEDERAL	DESCRIPTION	USABLE	QTY	30-DAY DS MAINT	30-DAY GS MAINT	ALW	ILLUS-					
CODE	STOCK		ON	INC	ALLOWANCE	ALLOWANCE	PER	TRATION					
NUMBER	NUMBER	REF NUMBER & MFR CODE	OR	IN	(a)	(b)	100	(a)					
			CODE	UNIT	1-20	21-50	EQUIP	(b)					
				MEAS	51-100	1-20	NO.	ITEM					
						21-50	CNTGY	NO.					
						51-100							
		GROUP 24 - KITS AND SETS											
P F	2920-997-1454	KIT, SERVICE; MAGNETO SK90 (82796) CONSISTS OF:	EA	1	2	2	4	2	2	4	50		
		1-CONDENSER										12	11
		1-BLOCK										12	22
		1-ROTOR										12	25
		1-CONTACT										12	34
		1-COUPLING										12	44
		1-SEAL										12	47
		1-RING											
P O	2805-959-4014	GASKET SET, VALVE GRINDING Q28 (66289) CONSISTS OF:	EA	1	2	4	8	2	4	8	100		
		6-GASKET										15	17
		2-GASKET										15	32
		4-GASKET										21	5
P O	2805-708-9423	GASKET SET Q12-4 (66289) CONSISTS OF:	EA	1	2	4	8	2	4	8	100		
		6-GASKET										15	17
		3-GASKET										15	19
		2-GASKET										15	32
		2-GASKET										15	35
		1-GASKET										15	44
		1-GASKET										16	8
		1-GASKET										16	19
		1-GASKET										16	22
		3-GASKET										17	10
		3-GASKET										17	11
		2-GASKET										18	24
		1-GASKET										19	7
		1-GASKET										19	18
		1-GASKET										20	16
		4-GASKET										21	5
P F	5930-775-7577	KIT, HIGH TEMPERATURE SAFETY SWITCH YC66DS1 (66289) CONSISTS OF:	EA	1	*	2	2	*	2	2	20		
		1-WIRE ASSEMBLY W/TERMINALS										15	27
		1-SCREW										15	28
		1-WASHER										15	29
		1-SWITCH										15	30

(1)	(2)	(3)	(4)	(5)	(6)	(7)	(8)	(9)	
SMR	FEDERAL	DESCRIPTION	USABLE	UNIT	QTY	30-DAY DS MAINT	30-DAY GS MAINT	ALW	ILLUS-
CODE	STOCK		ON	OF	INC	ALLOWANCE	ALLOWANCE	PER	TRATION
NUMBER	NUMBER	REF NUMBER & MFR CODE	CODE	MEAS	UNIT	(a) (b) (c)	(a) (b) (c)	100	(a) (b)
						1-20 21-50 51-100	1-20 21-50 51-100	EQUIP	FIG. ITEM
								CNTGY	NO. NO.
P H	2805-608-4998	RING SET, PISTON: STANDARD DR24 (66289) CONSISTS OF: 4-RING 4-RING 4-RING	EA		1		4 8 17	200	17 22 17 23 17 24
X20		KIT, WINTERIZATION SK1387AS2 (66289) CONSISTS OF: 1-TUBING 3-CLAMP 3-CLAMP 1-HOSE 1-ELBOW 1-CONNECTION 10-WASHER 2-CLAMP 1-DUCT 1-DUCT 1-BAFFLE 1-SHUTTER AND CONTROL ASSEMBLY	EA		1				24

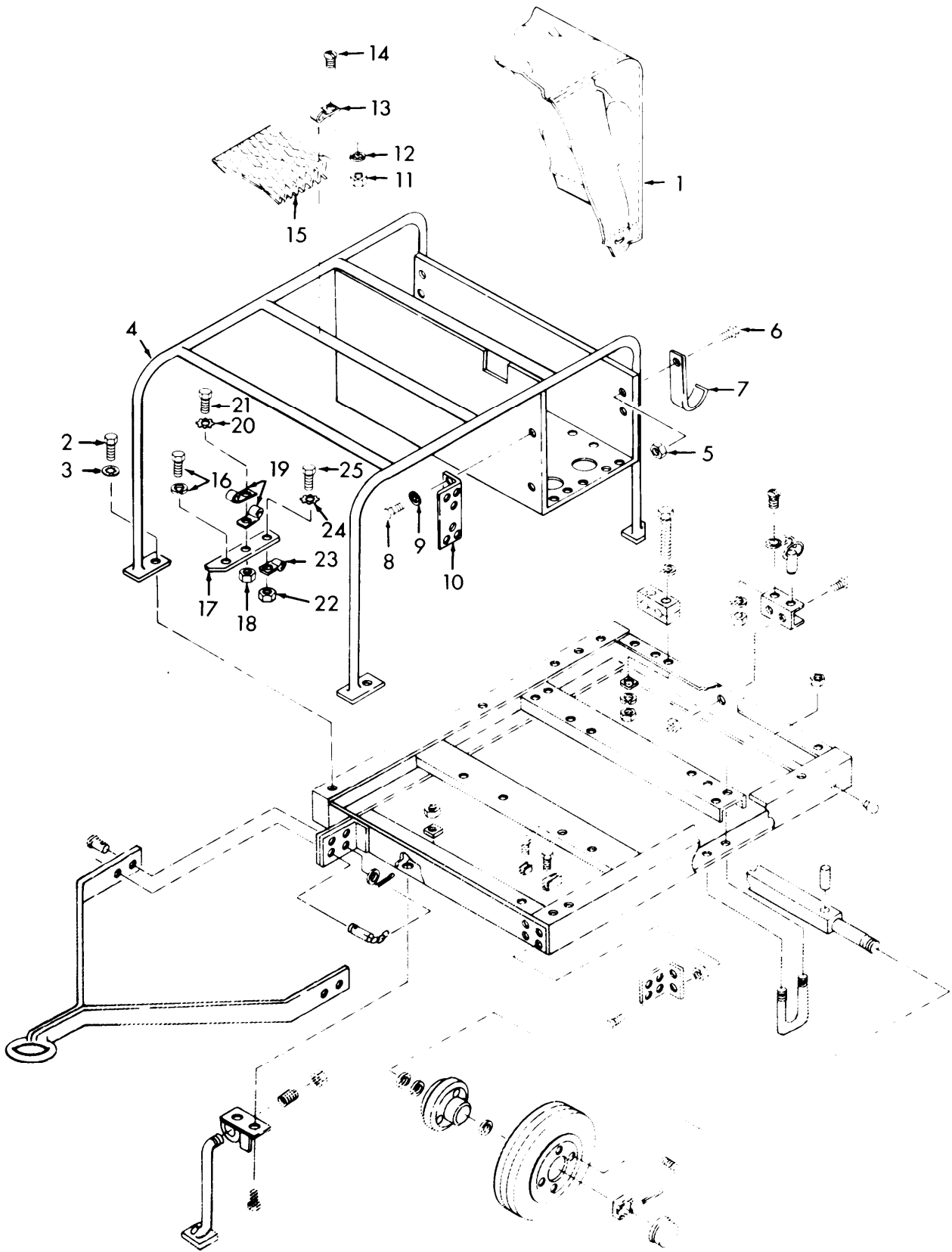


Figure 1. Canvas Cover and Tubular Frame

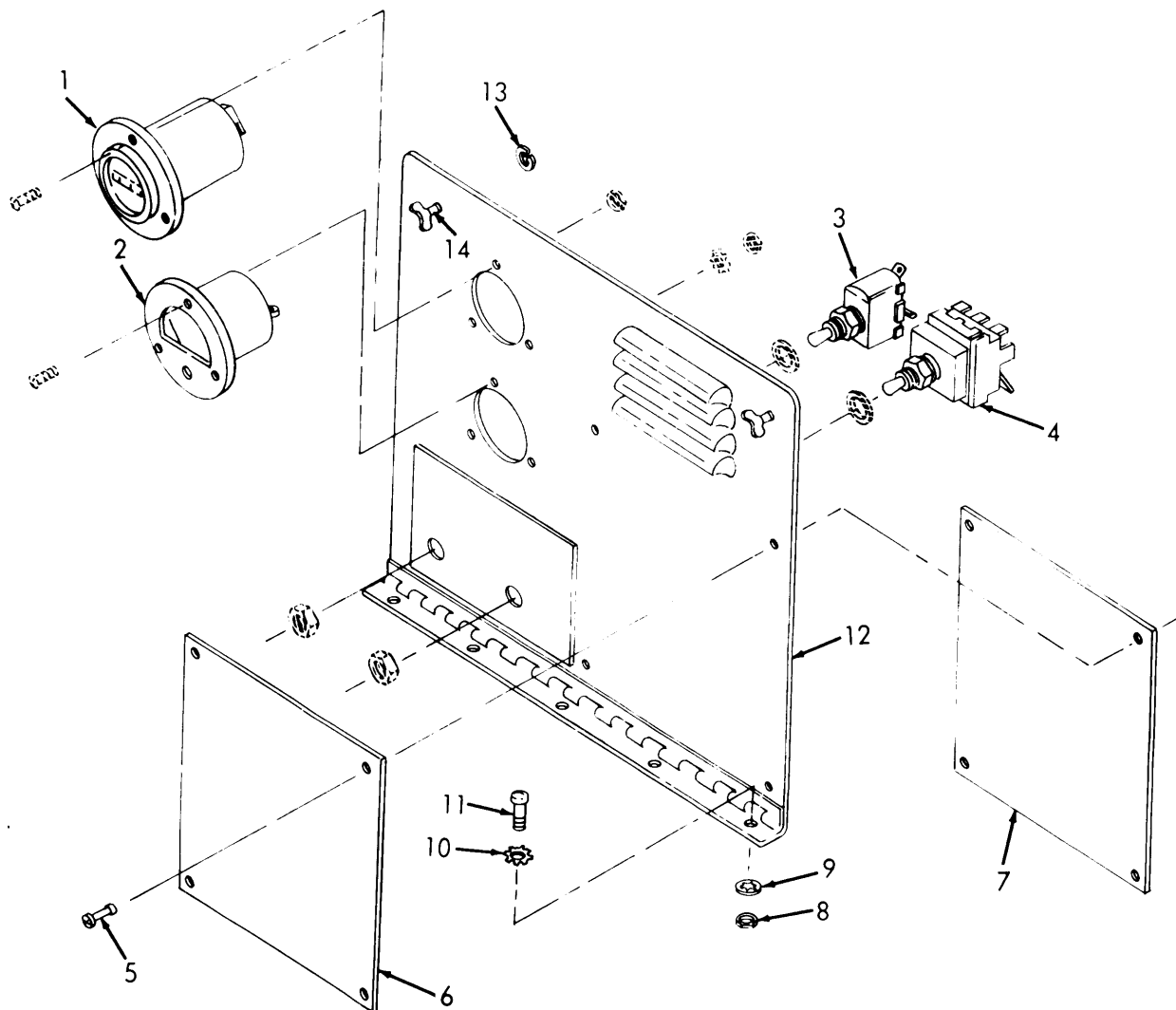


Figure 2. Control Box Door

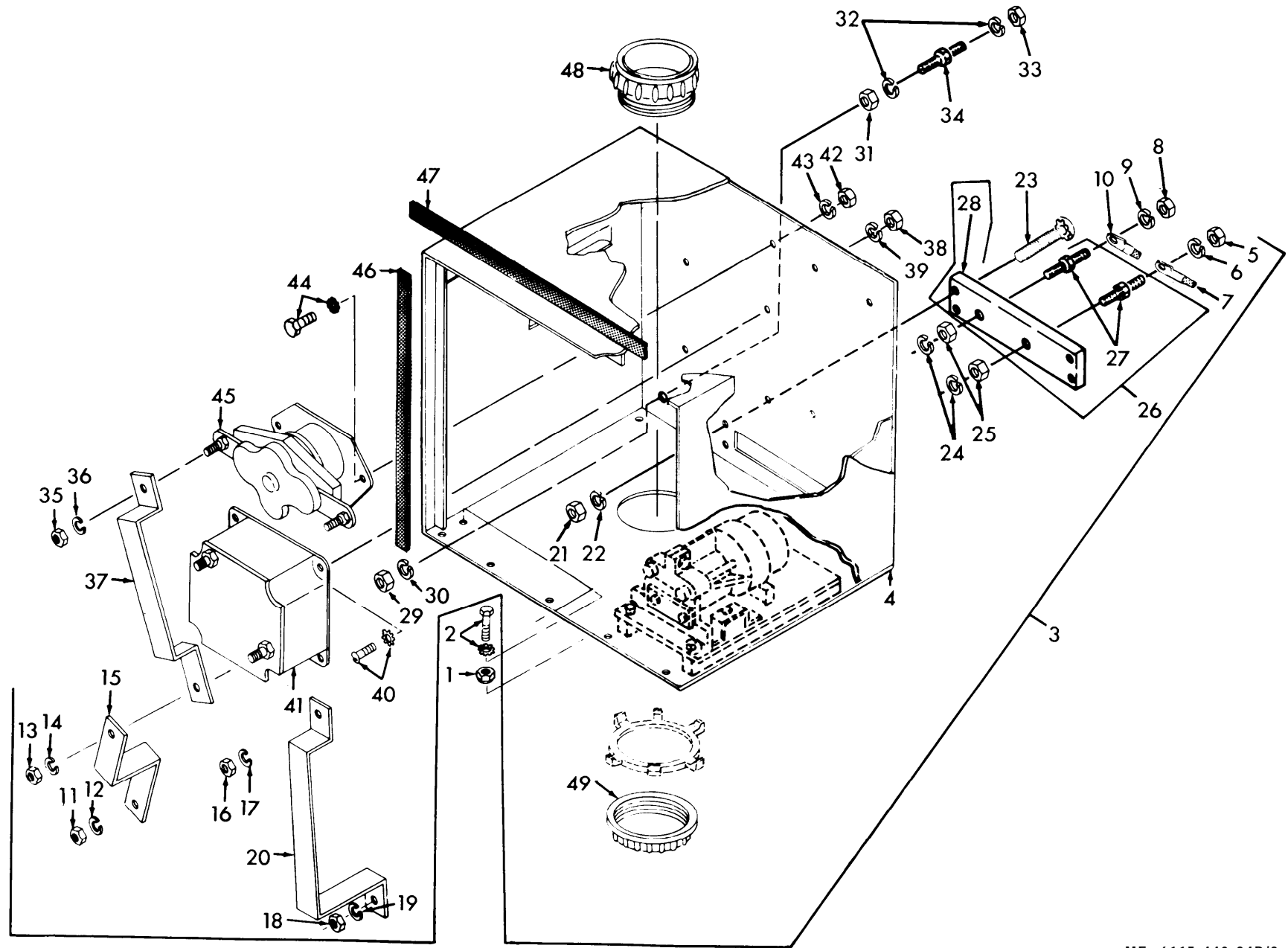
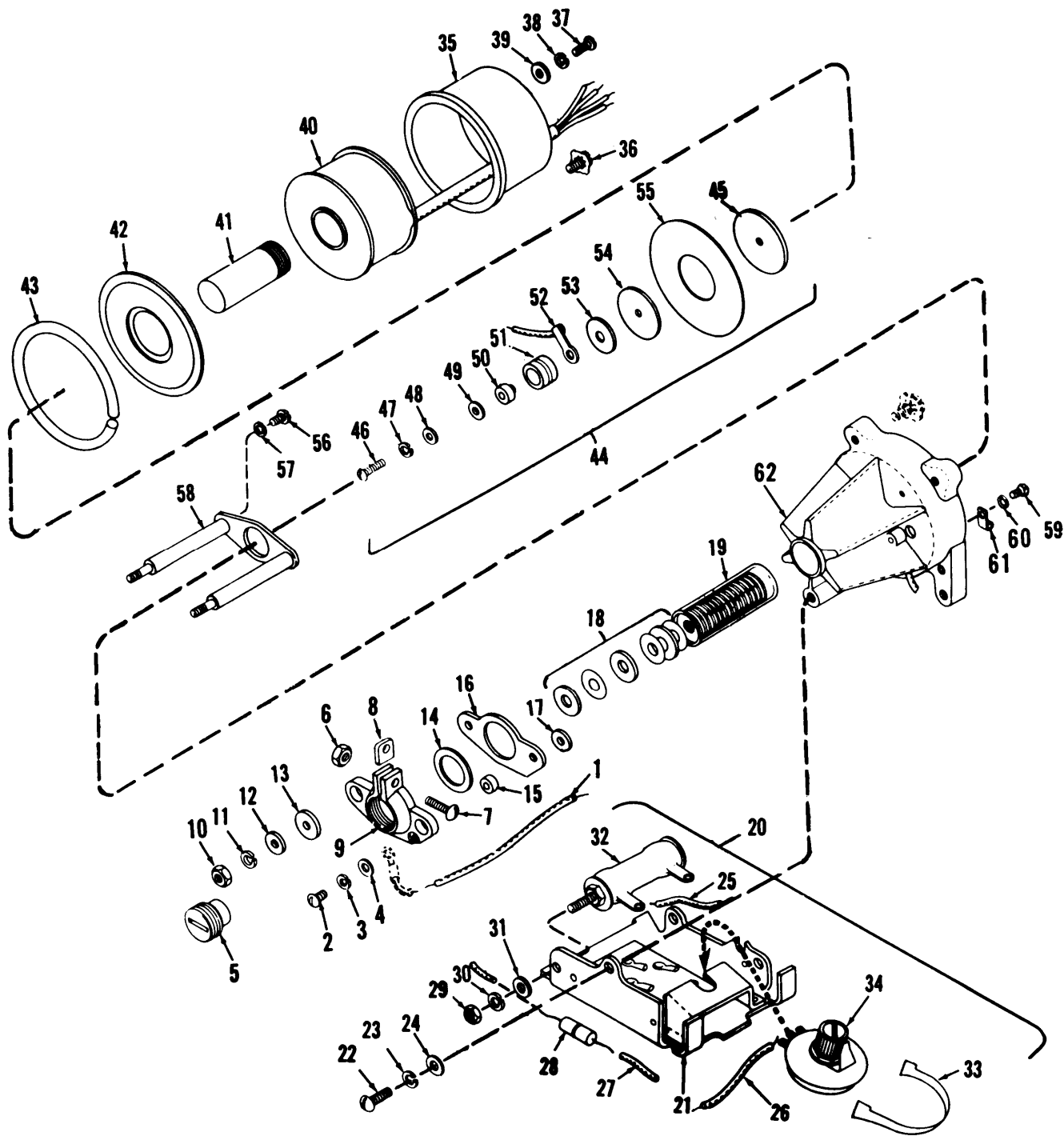


Figure 3. Control Box



ME 6115-440-24P/4

Figure 4. Voltage Regulator

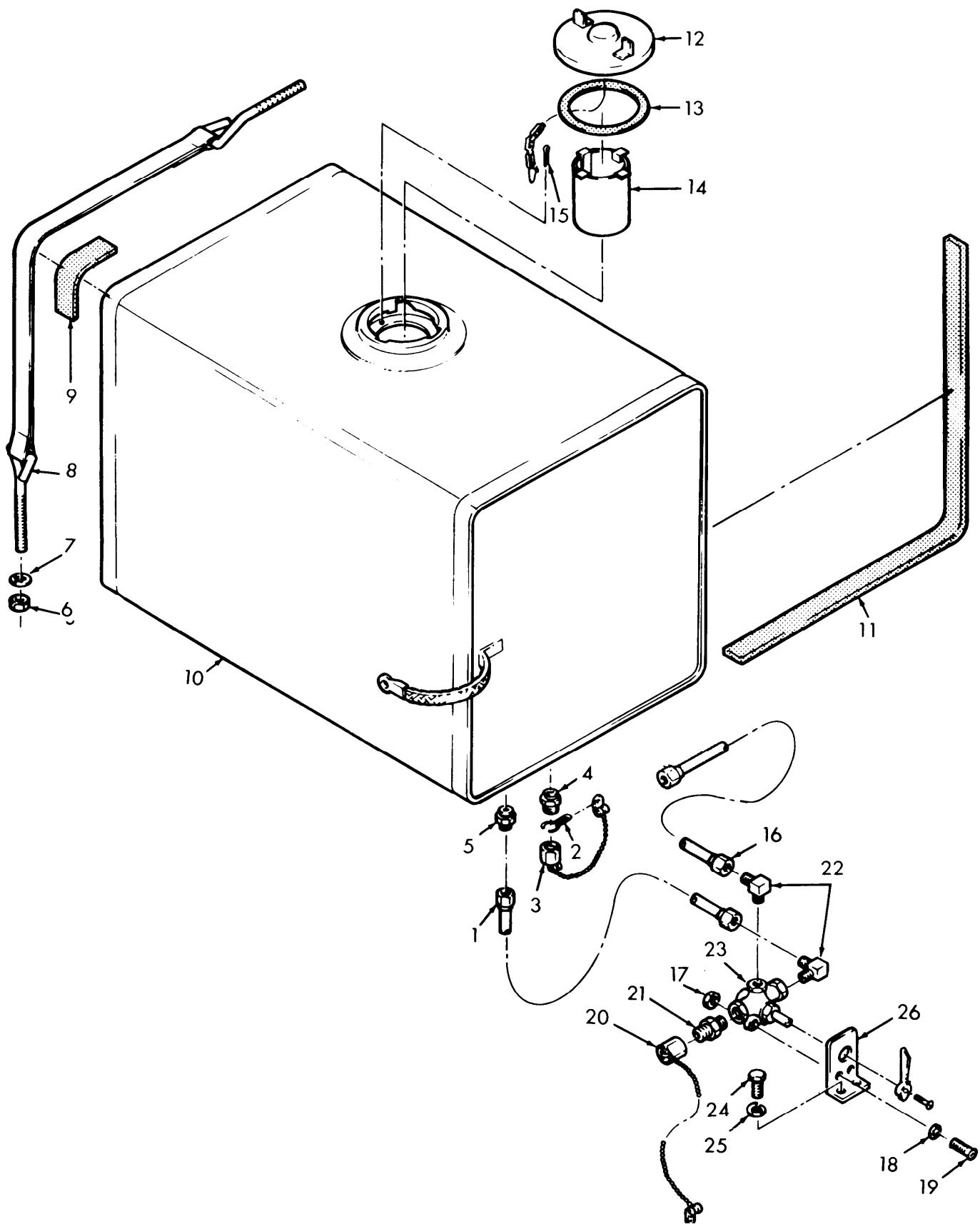


Figure 5. Fuel Tanks, Selector Valve and Fuel Lines

ME 6115-440-24P/5

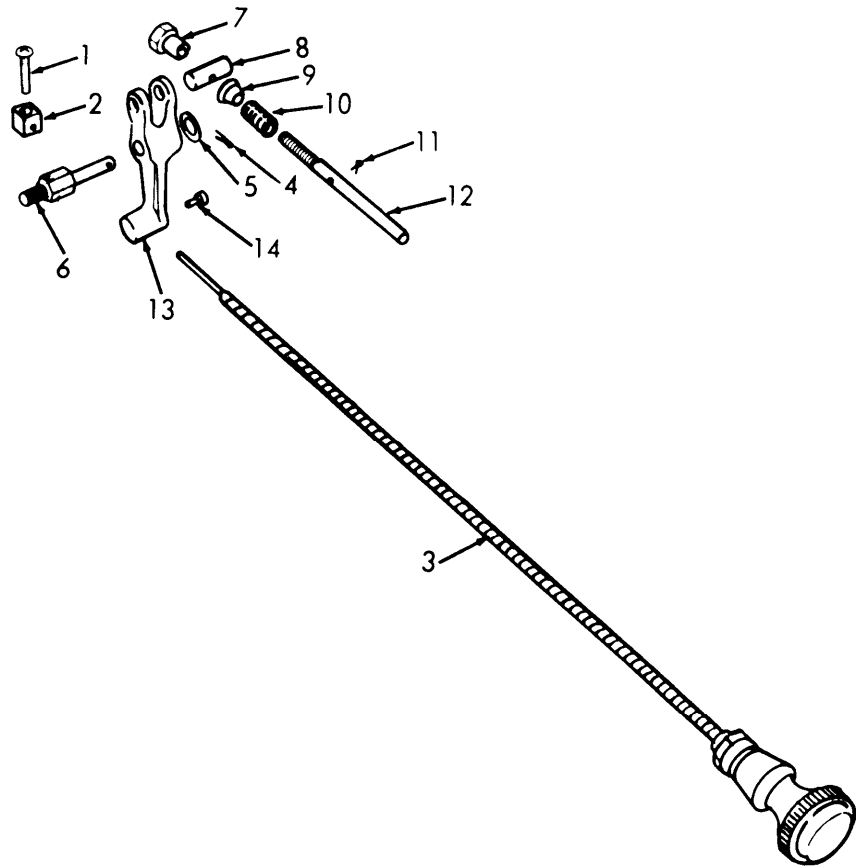


Figure 6. Governor Control



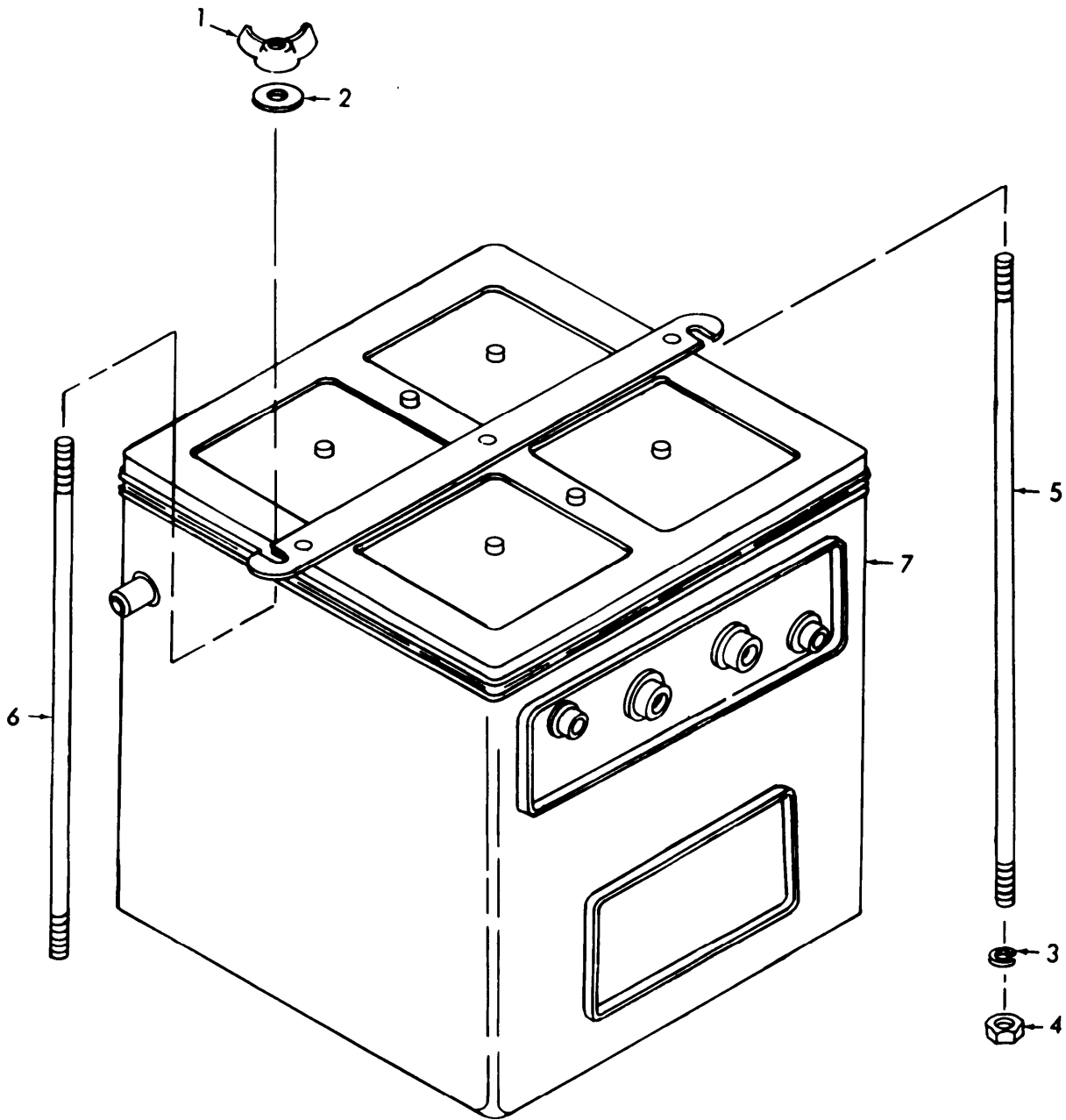


Figure 7. Battery

ME 6115-440-24P/7

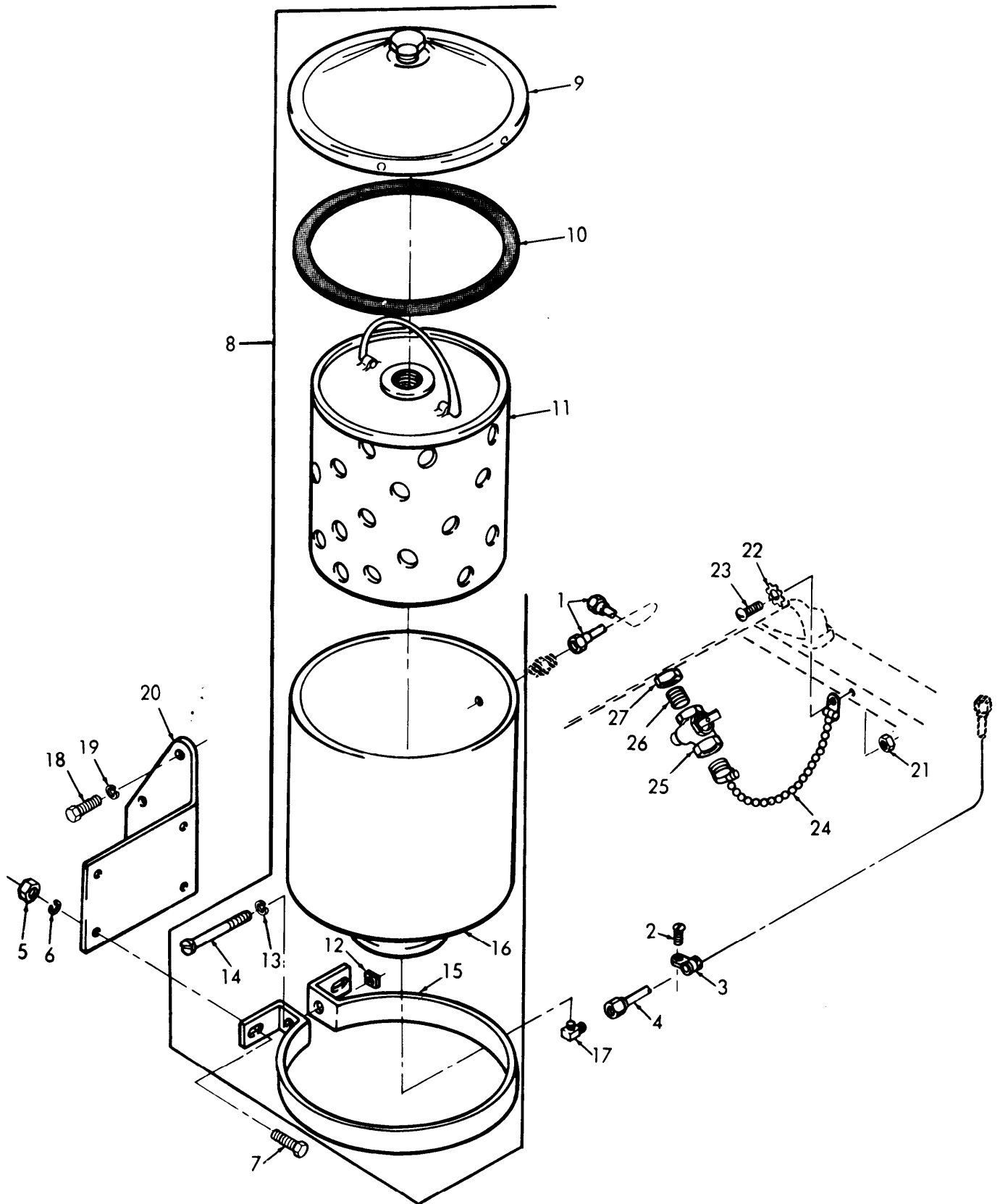


Figure 8. Oil Filter

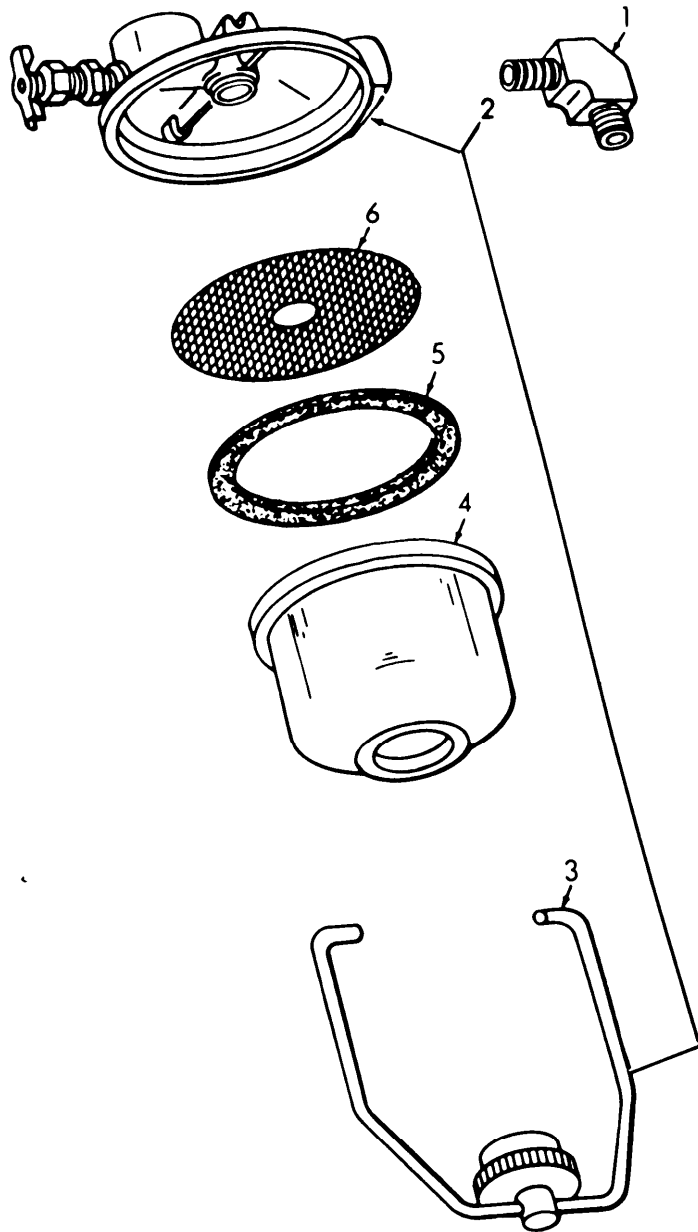


Figure 9. Fuel Strainer

ME 6115-440-24P19

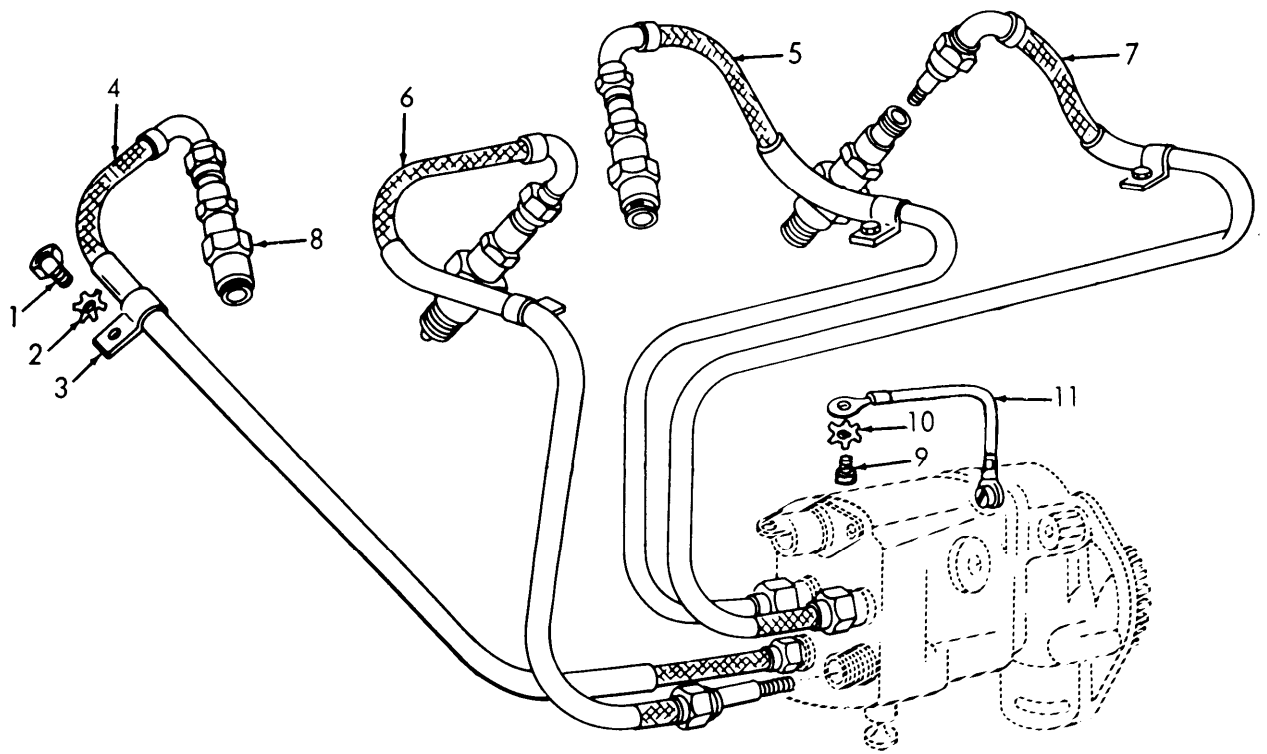


Figure 10. Spark Plugs and Leads

ME 6115-440-24P\10

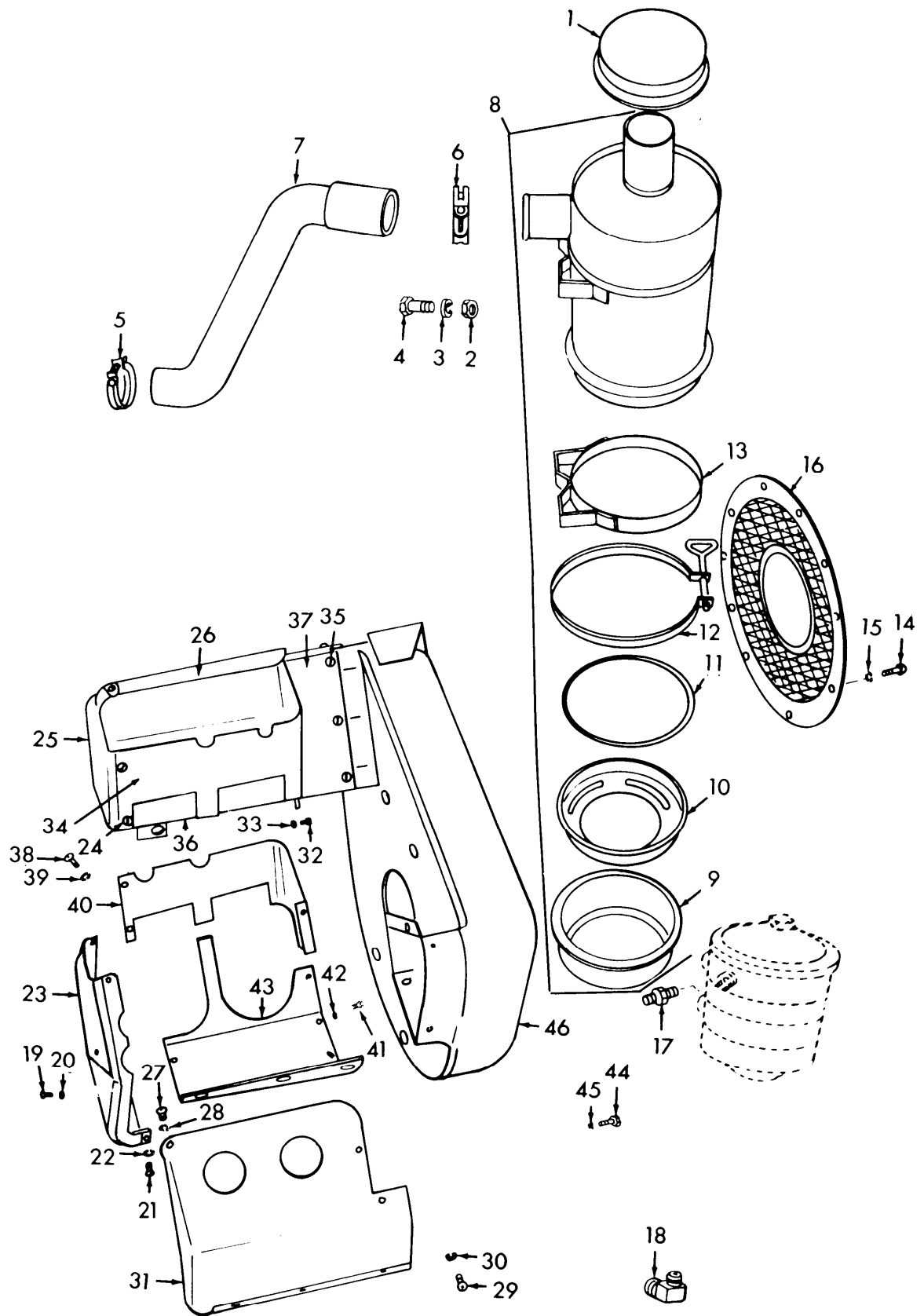


Figure 11. Air Shrouds and Air Cleaner

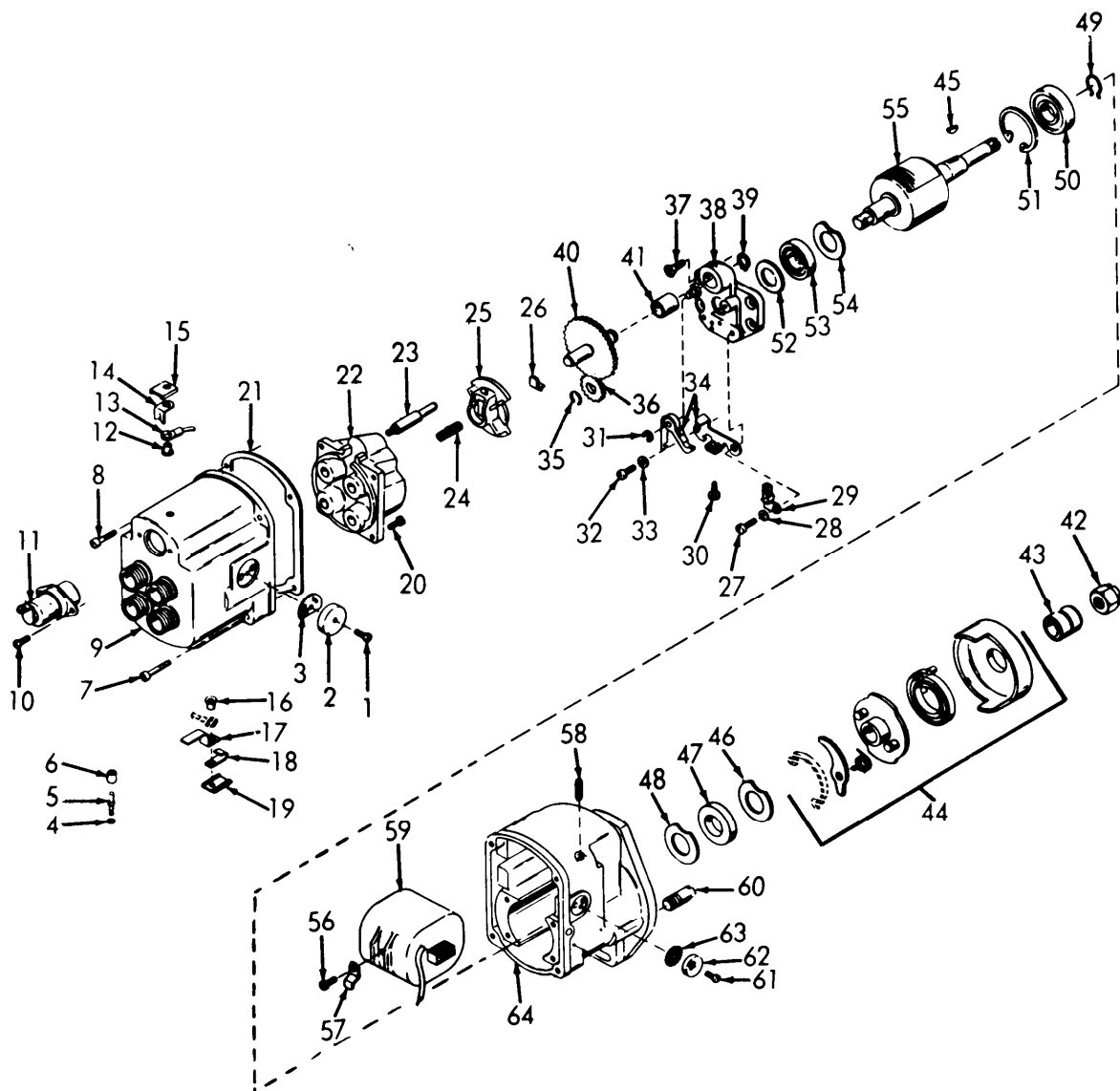
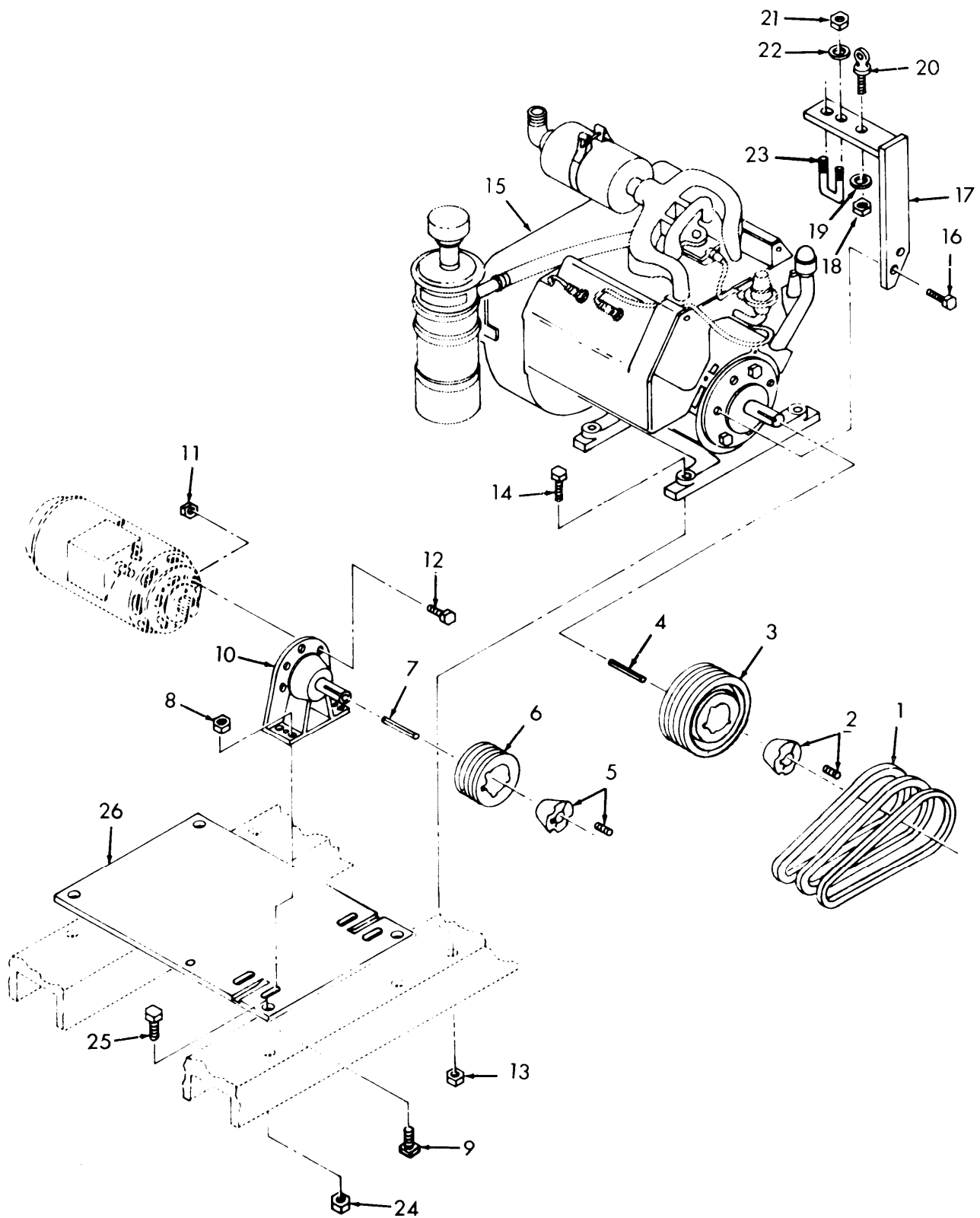
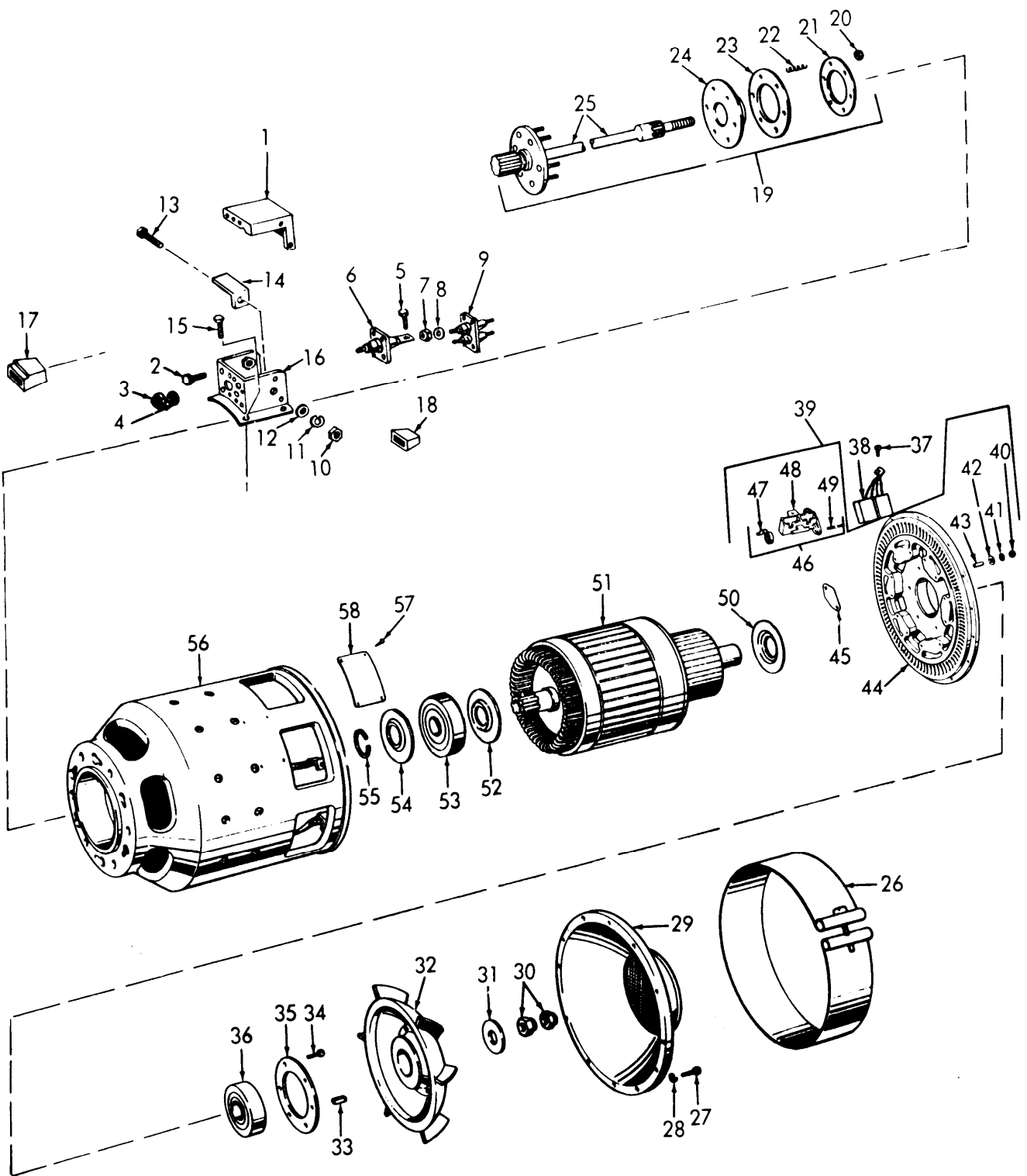


Figure 12. Magneto



ME 6115-440-24P13

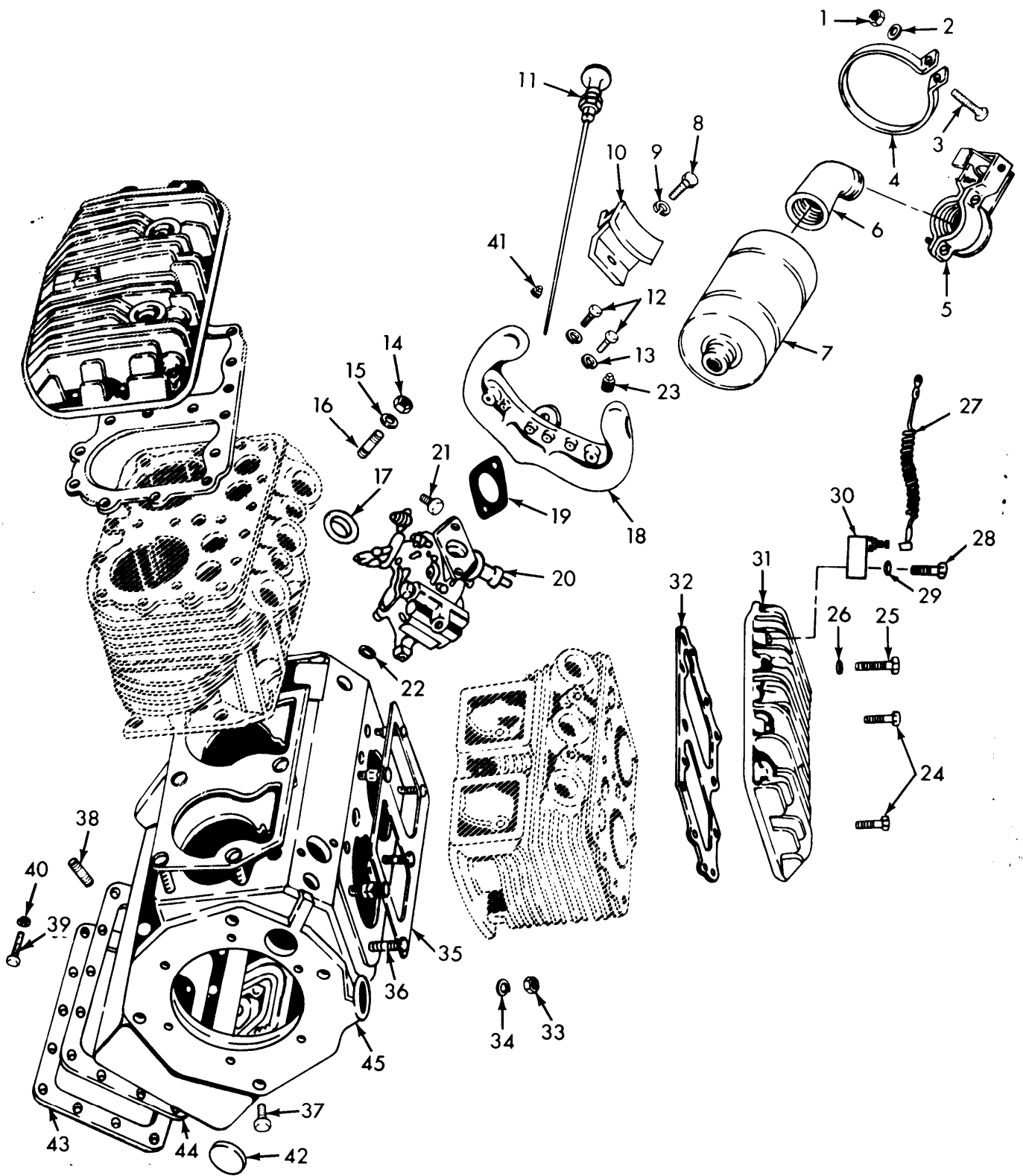
Figure 13. Engine



ME 6115-440-24P/14

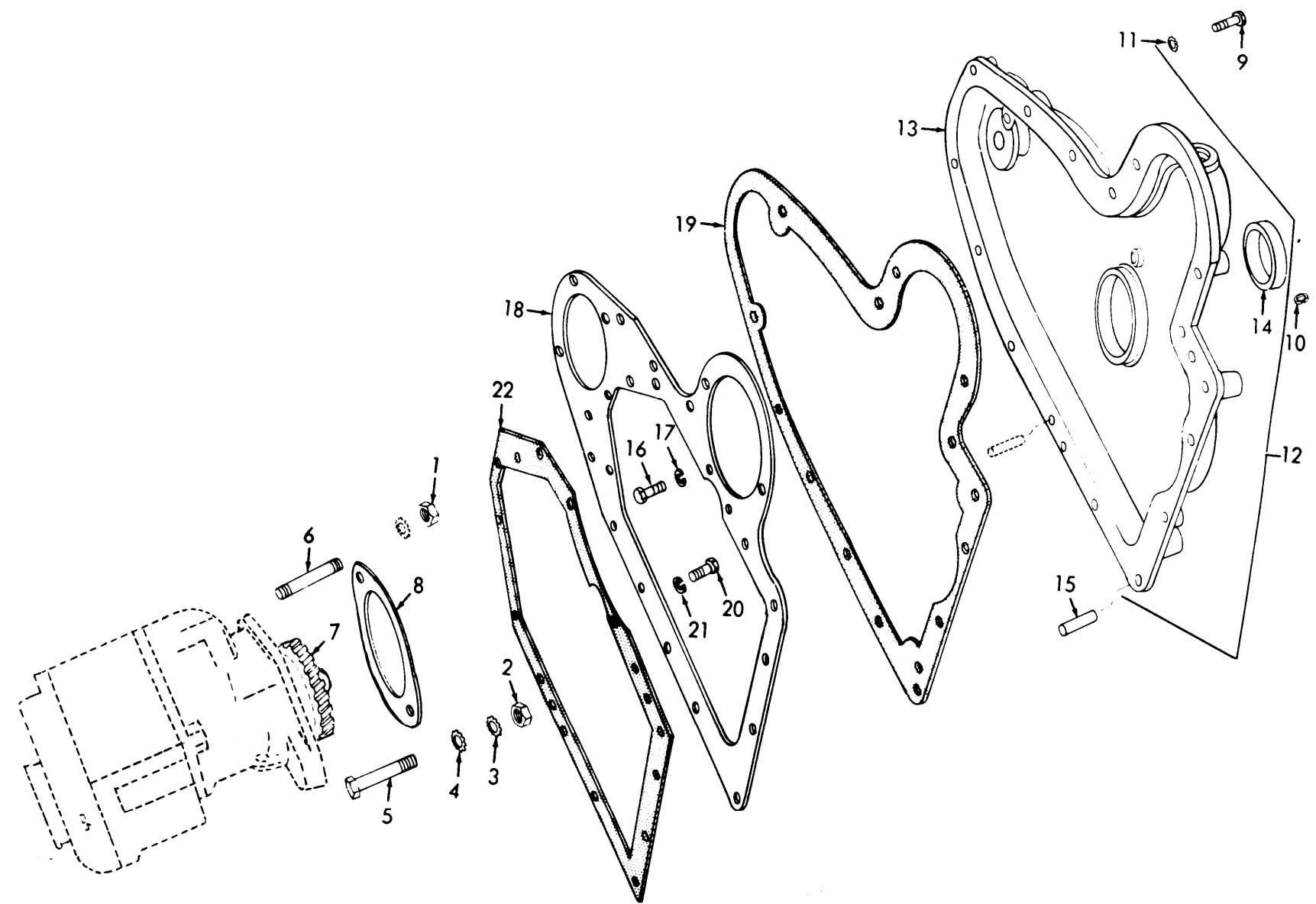
Figure 14. Generator





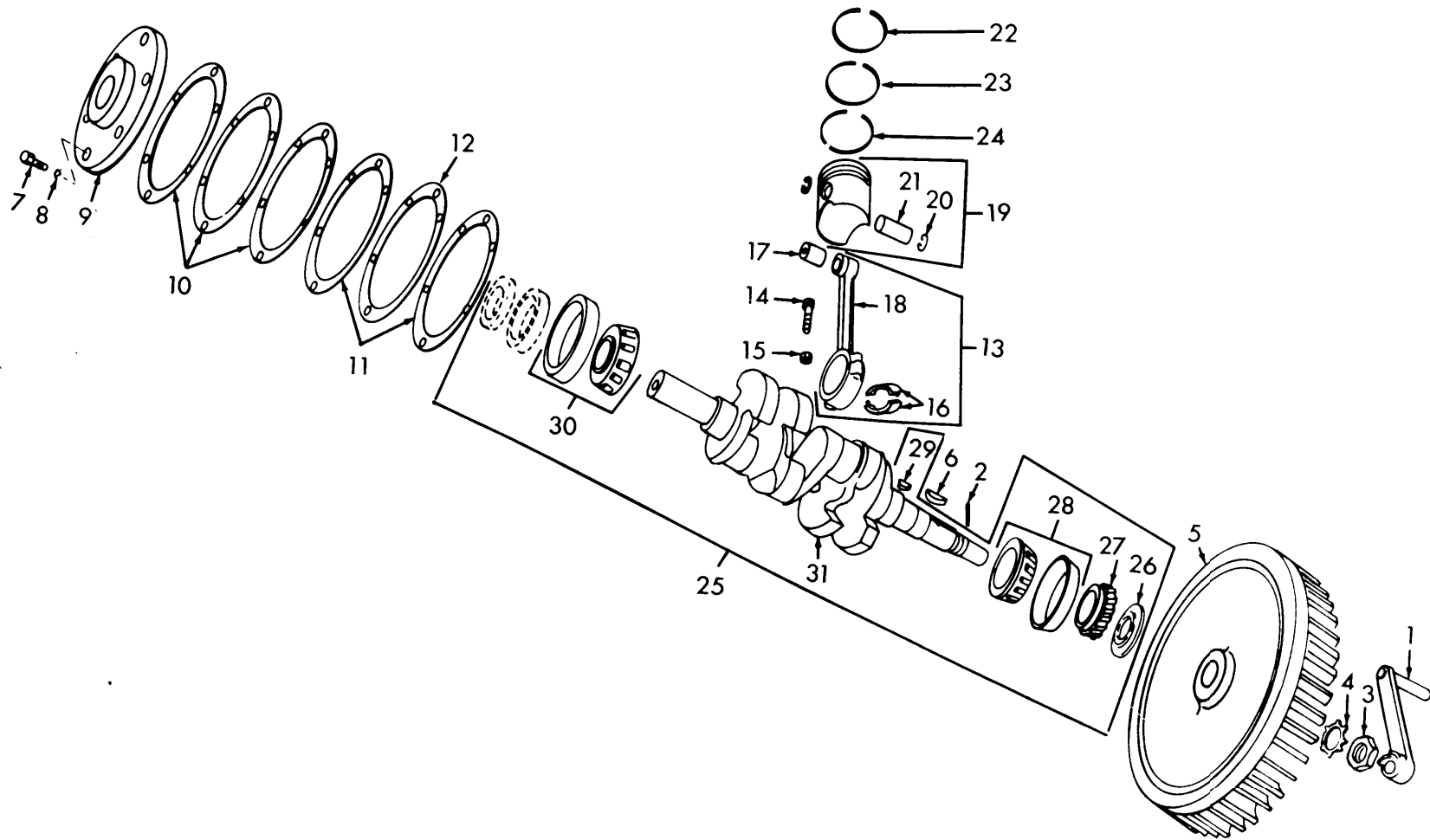
ME 6115-440-24P/15

Figure 15. Manifold and Crankcase



ME 6115-440-24P/16

Figure 16. Gear Cover



ME 6115-440-24P/17

Figure 17. Crankshaft, Piston and Connecting Rod

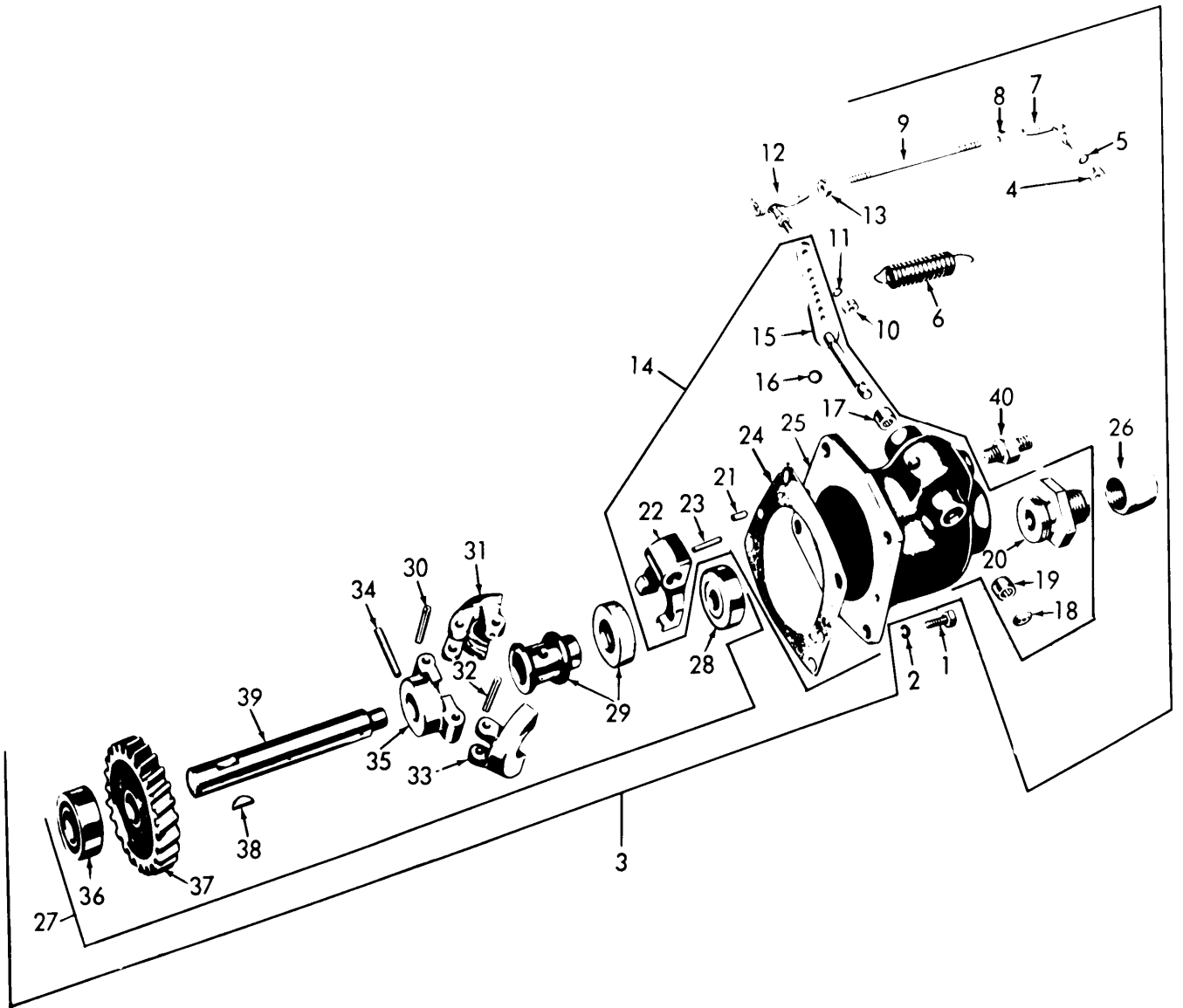


Figure 18. Governor

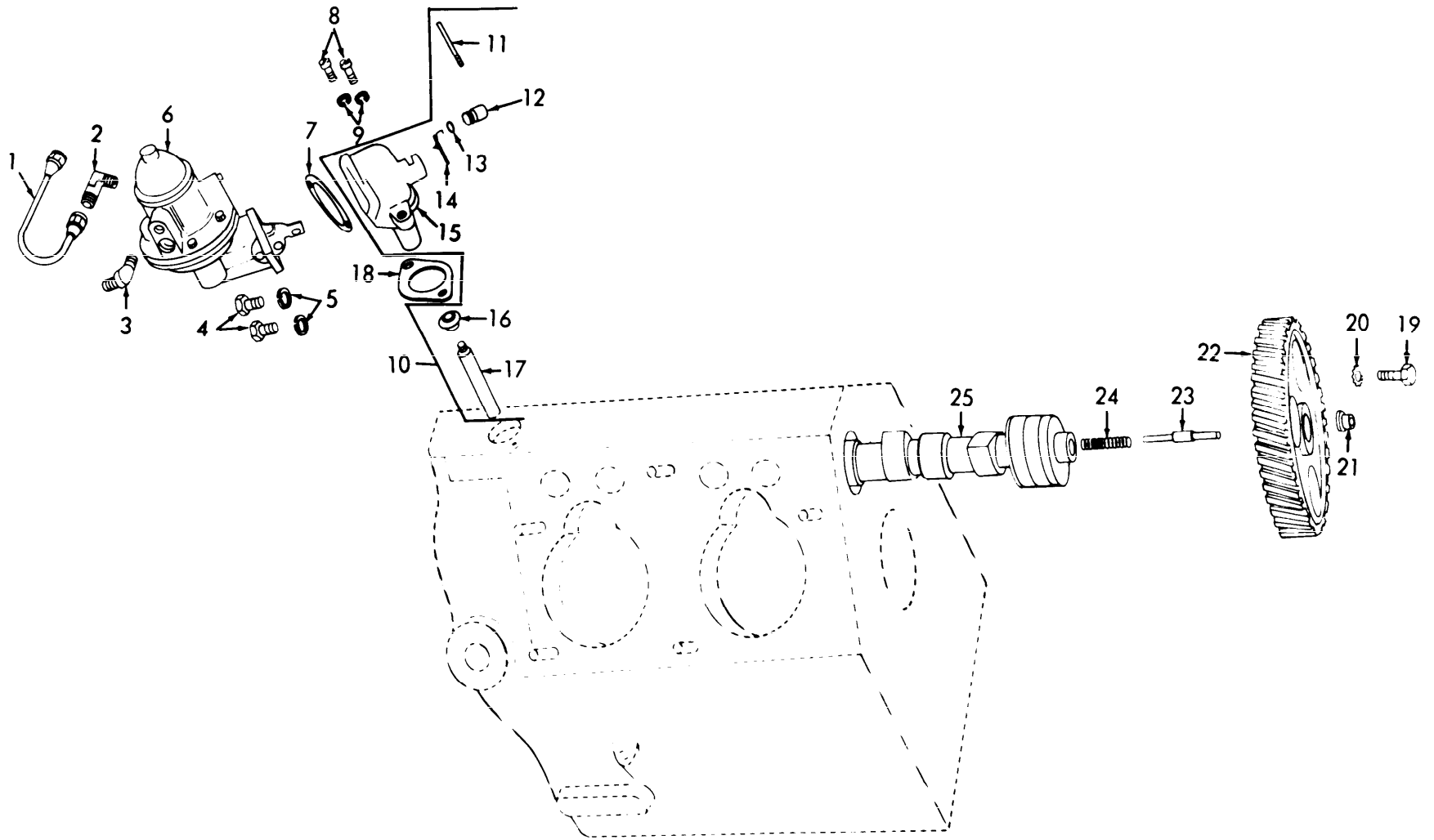


Figure 19. Camshaft and Fuel Pump

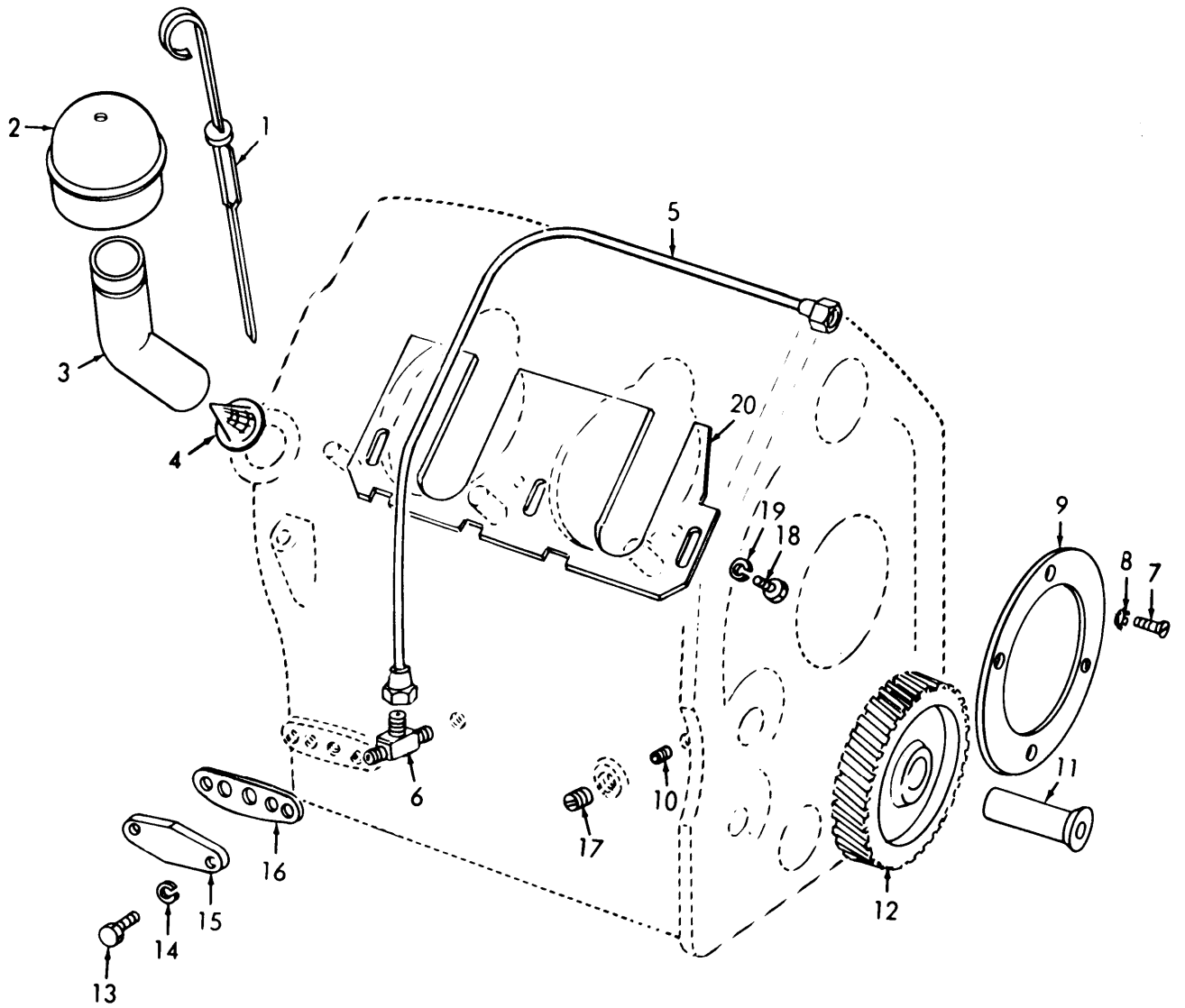


Figure 20. Idler Gear and Oil Filter

ME 6112-440-24P\20

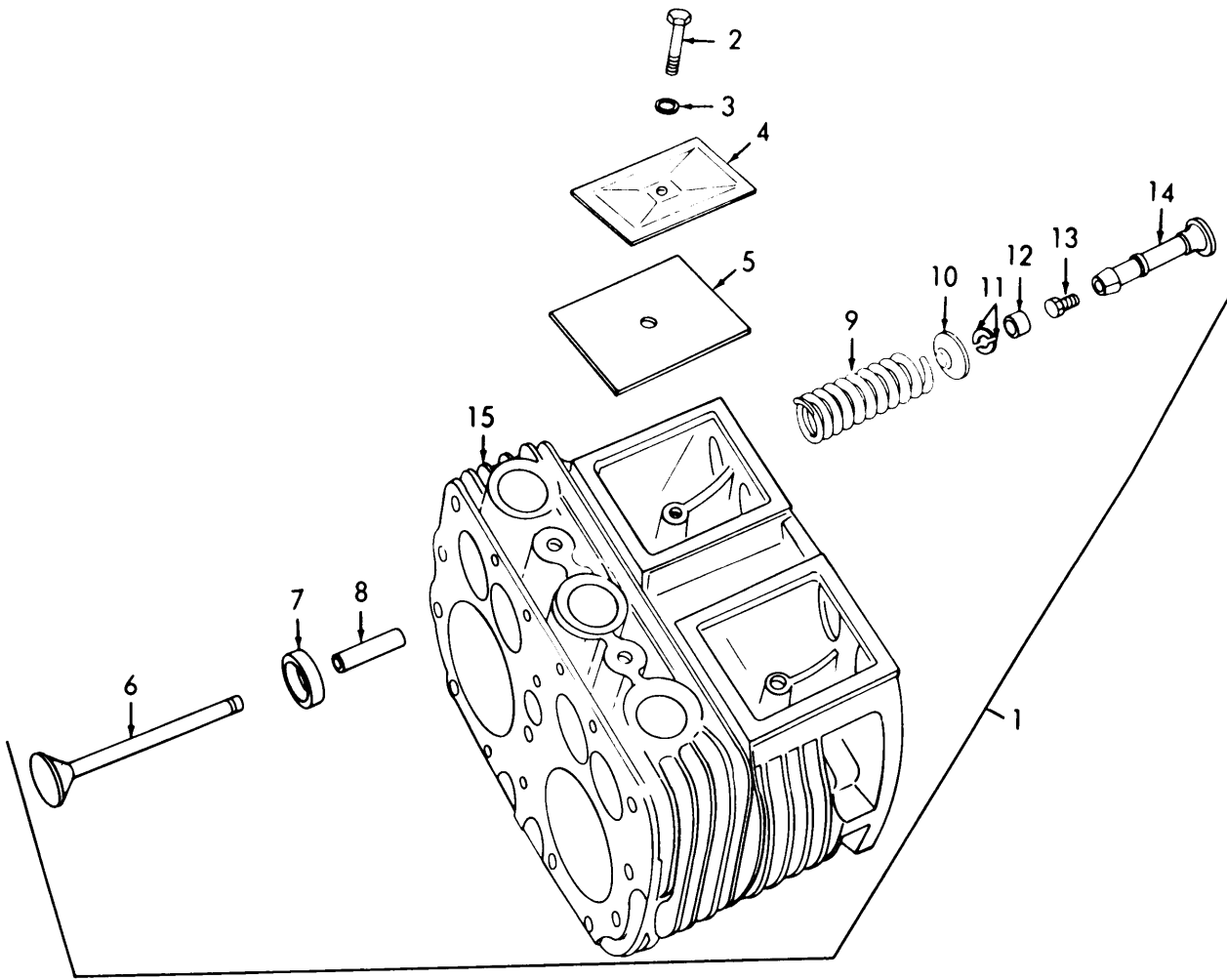


Figure 21. Cylinder Block

ME 6115-440-24P\21

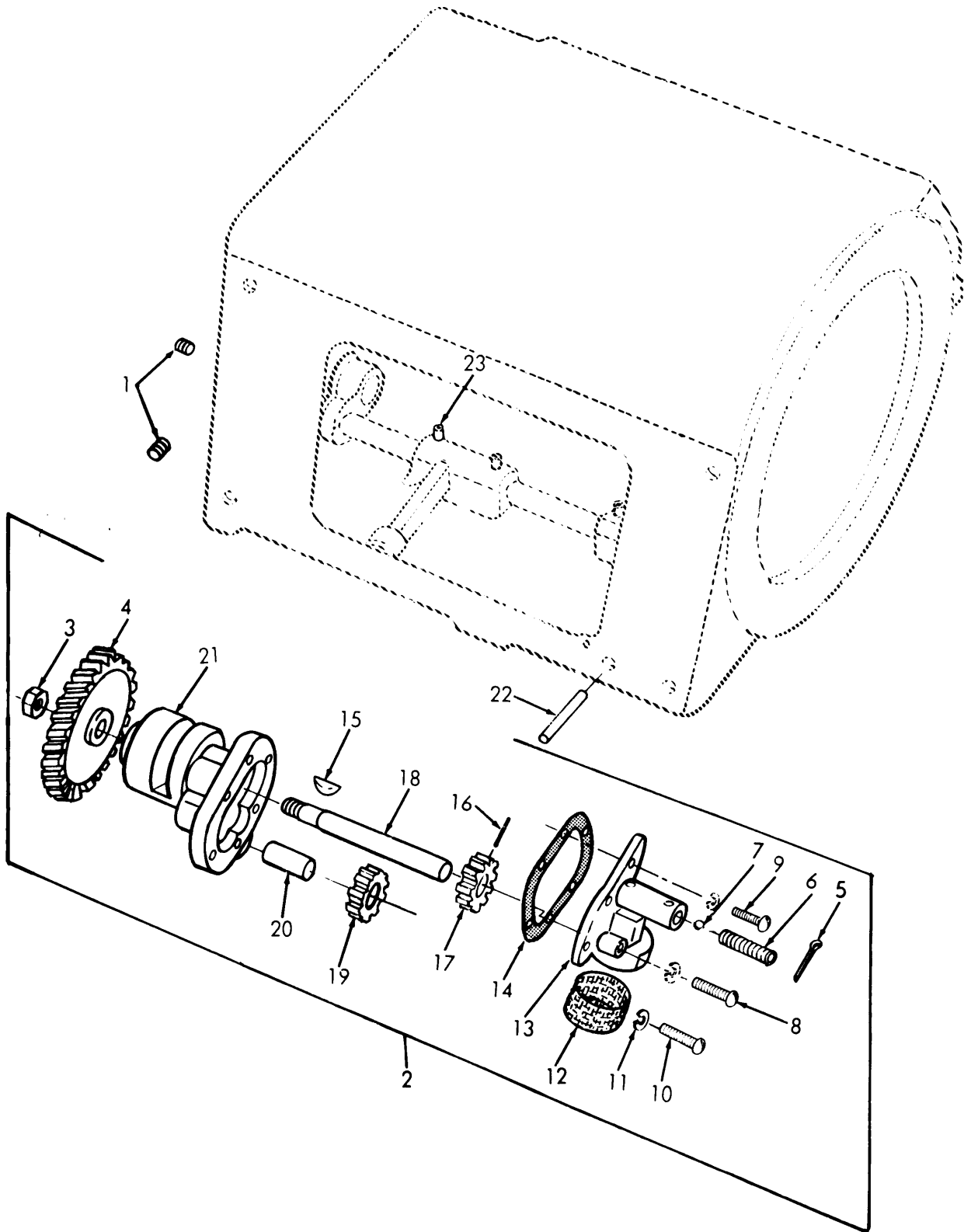


Figure 22. Oil Pump



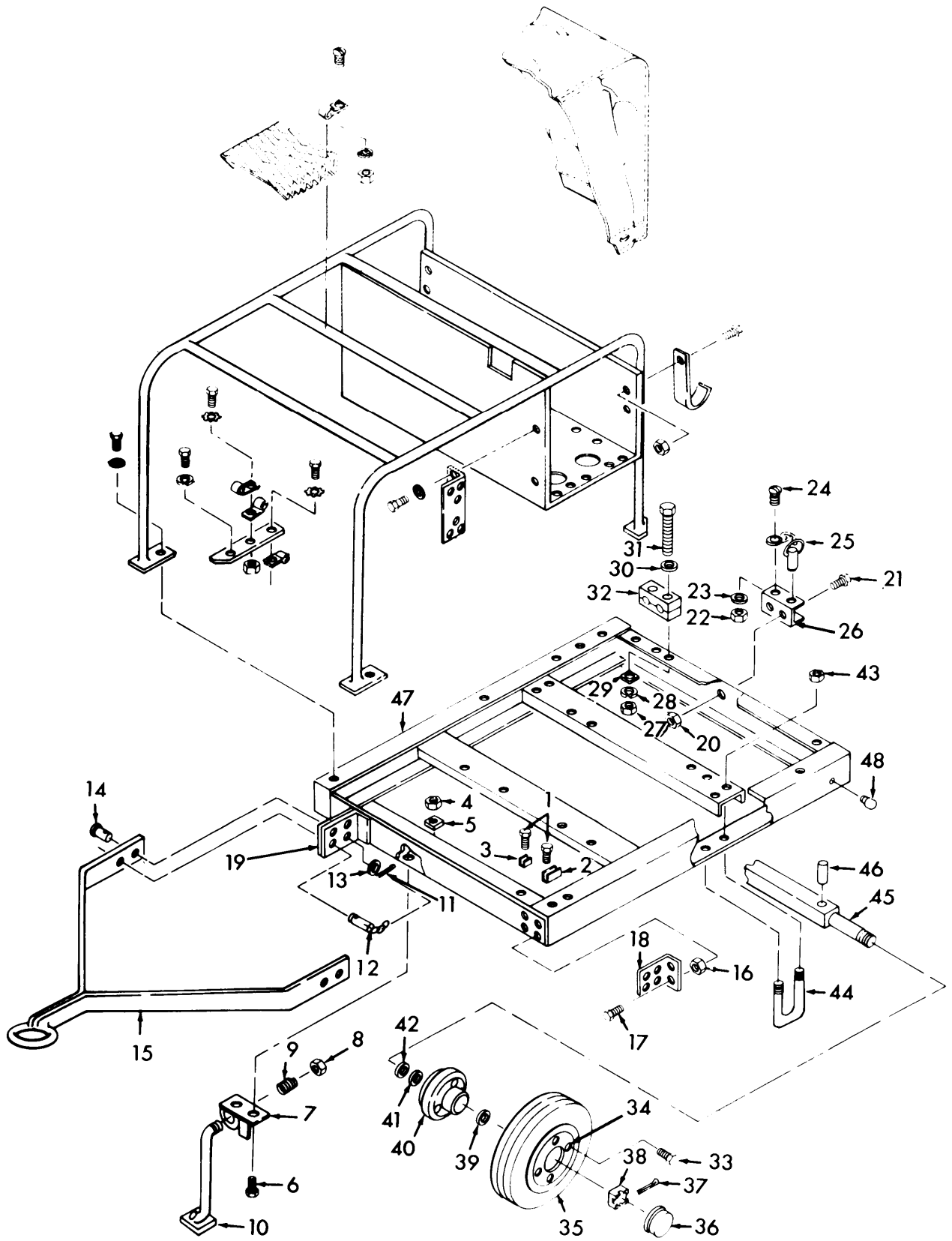


Figure 23. Base, Tow Bar, Wheel and Axle

ME 6115-440-24P/23

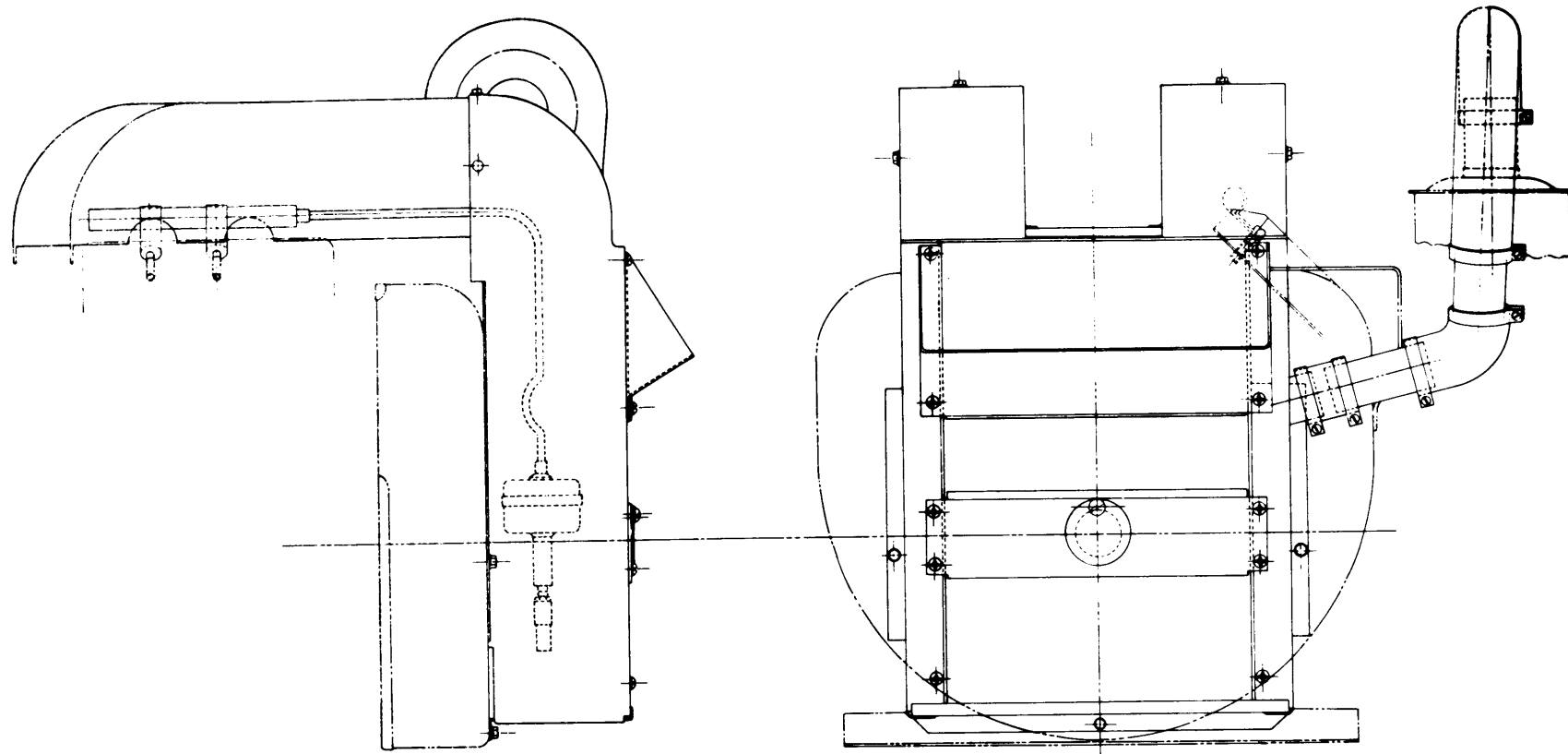


Figure 24. Winterization Kit, Right Side and Front View

SECTION VII. INDEX-FEDERAL STOCK NUMBER AND REFERENCE NUMBER  
 CROSS-REFERENCE TO FIGURE AND ITEM NUMBER

STOCK NUMBER	FIGURE NO.	ITEM NO.	STOCK NUMBER	FIGURE NO.	ITEM NO.
2530-115-0181	23	45	3110-827-8646	23	39
2530-115-0182	23	34		23	41
2530-115-0183	23	40	4430-274-6489	17	15
2530-859-0358	13	20	4730-187-4200	15	23
2610-051-0120	23	35	4730-188-1876	8	27
2805-113-0741	17	25	4730-202-7760	11	5
2805-113-0742	8	24	4730-227-6929	8	26
2805-113-0744	13	3	4730-231-5632	8	17
2805-146-4024	17	12		9	1
2805-243-7273	20	12	4730-254-6225	5	22
2805-253-6919	22	6	4730-277-3150	15	41
2805-307-3841	21	9	4730-277-5816	11	6
2805-309-8065	20	20	4730-278-3397	20	17
2805-339-5589	21	10		22	1
	21	14	4730-447-9276	11	17
2805-339-5595	17	13		18	40
2805-353-5884	22	2	4730-741-0349	19	2
2805-366-6248	19	23	4730-827-5512	20	6
2805-366-6249	19	24	4820-277-0166	8	25
2805-366-6251	15	44	4820-639-9224	5	23
2805-374-9710	17	17	5305-011-4663	20	7
2805-374-9746	21	12	5305-012-0628	11	38
2805-391-9521	19	22		20	18
2805-440-1175	17	9	5305-013-3482	12	37
2805-447-9298	11	16	5305-018-0132	16	5
2805-528-6097	21	11	5305-045-1626	12	27
2805-528-6396	21	6	5305-064-5614	6	1
2805-571-1100	17	16	5305-206-1071	15	12
2805-652-9757	21	8		19	19
2805-708-9400	20	2		20	13
2805-710-9189	19	25	5305-207-5101	14	27
2805-715-0424	17	19	5305-253-5609	14	57
2805-716-6658	21	1	5305-269-2803	23	17
2805-776-8151	21	7		23	21
2805-799-5353	15	45	5305-269-2805	13	12
2805-999-6126	13	15		23	6
2910-113-2928	5	10	5305-269-3213	8	18
2910-113-2929	5	14		13	16
2910-113-2930	5	3		17	7
2910-113-2931	5	20	5305-269-3224	23	31
2910-113-2932	5	1	5305-281-6287	12	8
2910-113-2933	5	16	5305-290-2676	8	14
2910-141-9758	5	12	5305-290-2737	22	10
2910-269-7126	9	4	5305-354-0769	12	20
2910-339-4836	19	6	5305-366-6257	20	10
2910-422-9546	19	1	5305-558-4889	4	56
2910-708-9402	15	20	5305-584-8735	10	1
2910-905-9792	9	2		11	19
2920-293-5049	12	41		11	32
2920-448-5481	12	40	5305-584-8736	10	9
2920-475-9072	12	13		11	14
2920-542-3729	12	59		11	21
2920-799-7685	12	23		11	24
2920-810-7082	10	8		11	27
2920-855-5551	12	9		11	29
2920-887-1289	10	6		11	35
2920-893-0895	16	7		11	41
2920-924-2042	10	5		15	21
2920-940-8836	12		5305-584-8744	15	8
2920-941-6108	10	4	5305-614-0245	14	34
	10	7	5305-638-5684	12	1
2925-019-8989	3	41	5305-655-7005	22	8
2925-258-5915	4	52	5305-655-9502	12	32
2925-707-6770	4	44	5305-699-7008	3	44
2940-141-9025	8	11	5305-716-8181	13	14
2940-202-9653	8	8	5305-751-8654	12	56
2940-922-2094	20	5		12	61
2940-940-7482	11	8	5305-753-4269	1	16
2940-962-7716	11	7		1	21
2990-201-2031	18	6		1	25
2990-307-3838	15	7	5305-889-2998	4	46
2990-325-4502	18	27	5305-889-3001	4	7
2990-653-5689	18	3	5305-984-4988	4	37
2990-911-2607	15	11	5305-984-5682	1	6
3030-115-8954	13	1	5305-993-0191	4	59
3110-100-3904	17	28	5306-017-9814	11	4
3110-100-4495	17	30		15	39
3110-112-5770	18	19		16	20
3110-156-6700	12	50	5306-019-3988	11	44
3110-601-1589	14	36	5306-038-4416	21	13
	14	53	5306-207-6474	18	1

SECTION VII. INDEX-FEDERAL STOCK NUMBER AND REFERENCE NUMBER  
CROSS-REFERENCE TO FIGURE AND ITEM NUMBER

STOCK NUMBER	FIGURE NO.	ITEM NO.	STOCK NUMBER	FIGURE NO.	ITEM NO.
5306-207-6501	16	16	5310-543-2410	4	47
	19	4	5310-543-2628	13	21
5306-207-9153	19	8		23	27
5306-207-9166	21	2	5310-543-2629	7	4
5306-225-8494	1	8		8	5
5306-225-8496	5	24	5310-543-5089	13	18
5306-225-8497	1	2	5310-550-0777	3	21
5306-225-8499	8	7		5	6
5306-261-1850	15	25	5310-550-1130	3	22
5306-298-4781	15	24		5	7
	16	9	5310-551-7770	4	57
5306-514-8458	17	14		4	60
5306-637-8557	13	9	5310-559-0070	1	12
	13	25		1	20
5307-025-7991	15	38		1	24
5307-275-3756	16	6	5310-576-5752	2	9
5307-776-7962	15	36		3	39
5307-846-9892	15	16		5	18
5310-010-3320	15	13		8	23
	15	40	5310-577-5354	3	17
	16	10		3	30
	16	17		3	36
	18	2	5310-579-0079	23	23
	19	5	5310-582-9926	19	20
	20	14	5310-582-9927	11	45
5310-010-5616	8	12		16	11
5310-011-7050	15	33	5310-584-7340	13	11
5310-012-0614	2	8		23	4
	3	38		23	16
	5	17		23	20
	8	21	5310-584-8729	18	4
5310-012-0622	1	11		18	8
	1	18		18	10
	1	22		18	13
	4	30	5310-584-8731	16	1
5310-012-1637	3	43	5310-595-7273	16	3
5310-013-4524	23	22	5310-596-4908	20	8
5310-013-4530	4	6	5310-596-4922	18	5
	4	10		18	11
5310-013-4556	11	2		22	11
5310-013-8479	1	10	5310-596-6696	15	34
5310-021-8322	12	28	5310-596-6897	13	8
5310-045-5213	14	12		13	24
5310-061-1258	16	4	5310-596-8780	13	19
5310-080-6004	23	30	5310-619-4969	22	3
5310-087-7493	7	2	5310-619-4979	15	14
5310-167-0662	4	23	5310-626-7582	14	30
5310-167-0704	14	8	5310-637-2400	6	5
5310-167-0721	1	3		15	26
	1	9	5310-637-2534	17	8
	7	3	5310-637-4390	14	4
5310-167-0832	4	12	5310-637-9541	8	19
5310-167-0834	14	41		13	22
5310-167-1300	14	10		14	11
5310-184-8971	3	6		23	28
	3	9	5310-638-4363	4	39
	3	12	5310-638-5085	17	4
	3	14	5310-641-9289	15	2
	3	19	5310-655-6314	10	2
	3	24		10	10
5310-198-3724	4	11	5310-685-6850	3	16
5310-198-9348	4	31		3	29
5310-208-2667	3	1		3	33
5310-221-3219	16	21		3	35
5310-227-7974	17	3	5310-720-8528	3	5
5310-261-7341	11	15		3	8
	11	20		3	11
	11	22		3	13
	11	28		3	18
	11	30		3	25
	11	33	5310-809-5998	23	13
	11	39	5310-809-8546	4	24
	11	42	5310-822-9087	23	8
	15	9	5310-826-5213	3	41
	19	9	5310-828-8189	7	1
	20	19	5310-834-4724	14	31
5310-285-7082	14	20	5310-846-1376	15	15
	14	40		21	3
5310-407-9566	5	25	5310-951-4679	4	48
	8	6	5315-010-3906	17	29
	11	3	5315-187-9538	5	15
5310-525-2095	14	28	5315-241-2917	23	46

SECTION VII. INDEX-FEDERAL STOCK NUMBER AND REFERENCE NUMBER  
 CROSS-REFERENCE TO FIGURE AND ITEM NUMBER

STOCK NUMBER	FIGURE NO.	ITEM NO.	STOCK NUMBER	FIGURE NO.	ITEM NO.
5315-251-9984	16	15			
5315-281-7729	17	2			
5315-366-6258	20	11			
5315-584-1676	6	4			
	6	11			
5315-584-8732	16	2			
5315-584-9724	14	33			
5315-619-7342	17	6			
5315-675-9237	22	5			
5315-732-1004	13	4			
5315-839-5822	23	11			
5315-849-9854	23	37			
5320-904-4136	2	5			
5325-112-1450	14	18			
5325-370-9416	14	17			
5325-784-0139	23	48			
5330-187-2962	9	5			
5330-286-7123	16	14			
5330-297-9365	14	42			
5330-366-7148	12	21			
5330-599-1285	8	10			
5330-684-7851	5	13			
5330-994-1647	23	42			
5340-050-1591	15	22			
5340-366-6247	15	42			
5340-426-9251	10	3			
5905-114-0668	4	28			
5905-114-0669	4	32			
5905-320-9915	4	34			
5910-567-3285	14	6			
5910-649-3166	14	9			
5930-615-7878	2	4			
5930-655-1522	2	3			
5940-113-5079	4	40			
5945-500-7195	3	45			
5950-113-7493	4	41			
5970-370-9411	14	45			
5970-522-3969	4	27			
5970-533-1123	3	48			
5970-603-5927	4	14			
5970-741-2814	4	13			
5975-615-9165	3	49			
5977-239-7079	12	24			
5977-819-8775	14	48			
5977-999-6158	14	47			
5985-113-7494	3	34			
5985-113-7495	3	27			
6110-113-0743	4	55			
6110-174-9076	4	18			
6110-311-2927	4	19			
6110-842-6376	4				
6115-113-8018	4	35			
6115-113-8019	3	10			
6115-113-8020	1	1			
6115-113-8021	23	10			
6115-115-0376	13	6			
6115-117-0911	14	56			
6115-484-1280	14	22			
6115-807-2975	4	54			
6115-807-2984	4	36			
6115-807-9235	14	51			
6115-874-8761	14	38			
6140-763-1204	7	7			
6150-240-4411	3	7			
6625-555-3095	2	2			
6645-940-0760	2	1			
6680-112-8126	20	1			
9320-113-9841	5	11			
9320-114-1331	3	47			
9320-114-1332	3	46			
9320-114-1333	5	9			
9510-226-9268	12	10			

SECTION VII - INDEX-FEDERAL STOCK NUMBER AND REFERENCE NUMBER  
 CROSS-REFERENCE TO FIGURE AND ITEM NUMBER

REFERENCE NO.	MFG. CODE	FIG. NO.	ITEM NO.	REFERENCE NO.	MFG. CODE	FIG. NO.	ITEM NO.
AAH00-0343	66289	11	13	GD93C4	66289	16	7
AA98-1	66289	21	15	GD94C	66289	22	4
AA98-1S1	66289	21	1	GD95A	66289	18	37
AB1004S1	66289	15	31	G1498	82796	12	39
AD41A	66289	21	8	G22-133	31435	14	35
AD43ABS	61957	2	5	G22-144	31435	14	50
AF49D	66289	21	9	G22-145	31435	14	33
AG30	66289	21	10	G2457A	82796	12	12
AN122717	88044	23	46		82796	12	16
AN2551E20	88044	3	7	G26-137	31435	14	21
AN316-6R	88044	14	10	G26-138	31435	14	22
AN363-1032	88044	14	20	G300-199	31435	14	45
	88044	14	40	G300-256	31435	14	17
AN960-10L	88044	14	41	G300-280	31435	14	24
AN960-6L	88044	4	12	G32-103	31435	14	31
AN960B10	88044	14	4	G3861	82796	12	47
AN960B616	88044	14	8	MG201D	66289	21	7
A12232	82796	12	2	HW2514	82796	12	5
A1498J	82796	12	51	H2514	82796	12	17
A2437A	82796	12	34	JH2652-36	31435	14	27
A2492A	82796	12	46	JK52	66289	18	16
A2492C	82796	12	48	KA61CS1	66289	22	21
	82796	12	52	KB42S2	66289	22	13
A2766	82796	12	26	KC56A	66289	22	17
A6032A	82796	12	3		66289	22	19
A700AAP	74063	3	41	KD121S1	66289	22	18
BA48CS1	66289	15	45	KD122A	66289	22	20
BD100K2	66289	16	13	K2498	82796	12	21
BD100K2S1	66289	16	12	K2499A	82796	12	13
BG209	66289	20	9	K2513	82796	12	14
BG210CS2	66289	17	9	K5149893P1	1526	4	28
BH141E	66289	15	43	K5759434P1	1526	4	51
BW2563C	82796	12	44	K5759477P1	1526	4	9
B1355	82796	12	15	K5759480P1	1526	4	19
	82796	12	19	K5759482P1	1526	4	45
B1498B	82796	12	49	K5759483P1	1526	4	33
B2	83090	3	48	K5759484P1	1526	4	16
B5969	82796	12	28	K5759487P1	1526	4	61
B6030A	82796	12	62	K5759488P1	1526	4	14
B6120	82796	12	57	K5759489P1	1526	4	43
CA71E8	66289	17	31	K5759492P1	1526	4	41
CA71E8S1	66289	17	25	K5759495P1	1526	4	5
C1498G	82796	12	31	K8689288	1526	4	15
C21P	73370	8	11	K8689290	1526	4	13
C3052S16-24	78553	1	13	K8689298P1	1526	4	50
C4980S4-90	78553	1	23	K8693014G1	24446	4	52
	78553	8	3	K8696040P15	1526	4	26
C5949	82796	12	50	K8696040P21	1526	4	25
C6032B	82796	12	63	K8699559G5	1526	4	34
DA65	66289	17	18	K9049061P1	1526	4	49
DA65S1	66289	17	13	K9114633	1526	4	18
D1498	82796	12	35	K9192943P1	1526	4	32
D2458	82796	12	33	K9390676P2	1526	4	55
D5949A	82796	12	53	K95L	66289	22	2
D5950C	82796	12	41	K9770093P2	1526	4	27
EA113	66289	19	25	LD253C1	66289	15	18
EC01-2-11SXSP	9094	23	12	LJ300P	66289	20	3
EC01-2-21SYSP	9094	23	25	LK11	66289	11	5
E1597-2	10001	4		LK9	66289	11	6
E2460B	82796	12	24	LL167	66289	11	7
E2493	82796	12	54	L0-60-3	66289	20	2
E2513A	82796	12	4	L0-62	66289	11	1
FMXZE4B7-4	82796	12		LP38F31	66289	19	6
F1D134G8	1526	4	41	LQ30	66289	19	15
F2572	82796	12	43	LY2430A	82796	12	9
F4373	82796	12	6	L2474E	82796	12	22
F52NE058	72962	1	5	L44643	60038	23	39
F52NE064	72962	13	11		60038	23	41
	72962	23	4	ME111	66289	18	28
	72962	23	16	ME112	66289	18	36
	72962	23	20	ME114	66289	17	30
F52NE066	72962	13	8	ME153	66289	18	17
	72962	13	24		66289	18	19
F52NE080	72962	13	13	ME71	66289	17	28
	72962	23	43	MR26S050DCVVR	81349	2	2
F52NE101	72962	23	8	MS13931-4	96906	17	24
F66	66289	21	14	MS13932-4	96906	17	23
F983B	82796	12	23	MS13933-4	96906	17	22
GA36A	66289	17	27	MS13962-1	96906	17	20
GB45A	66289	19	22	MS13963-1	96906	17	17
GC27B1	66289	20	12	MS13995-1	96906	17	16
GD2788	82796	12	29	MS13996-2	96906	17	21

SECTION VII - INDEX-FEDERAL STOCK NUMBER AND REFERENCE NUMBER  
 CROSS-REFERENCE TO FIGURE AND ITEM NUMBER

REFERENCE NO.	MFG. CODE	FIG. NO.	ITEM NO.	REFERENCE NO.	MFG. CODE	FIG. NO.	ITEM NO.
MS13997-1	96906	21	11	MS35338-7	96906	16	17
MS13998-1	96906	21	12		96906	18	2
MS13999-2	96906	21	6		96906	19	5
MS15795-207	96906	4	31		96906	20	14
MS16970-1	96906	2	1	MS35343-1	96906	8	8
MS18045-42	96906	7	7	MS35355-66	96906	13	9
MS19059-49	96906	22	7		96906	13	25
MS20066-231	96906	13	7	MS35389-5	96906	23	35
MS20066-380	96906	13	4	MS35425-41	96906	7	1
MS21318-13	96906	14	57	MS35643-1	96906	5	13
MS24185D1	96906	3	45	MS35645-1	96906	5	12
MS24665-349	96906	5	15	MS35648-4	96906	15	22
MS24665-353	96906	23	11		96906	18	18
MS24665-498	96906	23	37	MS35649-48	96906	23	22
MS24692-151	96906	18	23	MS35649-62	96906	4	6
MS25068-31	96906	2	4		96906	4	10
MS27183-13	96906	7	2	MS35649-82	96906	1	11
MS27183-14	96906	23	30		96906	1	18
MS27183-18	96906	23	13		96906	1	22
MS27183-3	96906	4	48		96906	4	29
MS27183-8	96906	4	24	MS35650-102	96906	2	8
MS29561-010	96906	19	13		96906	3	38
MS35058-30	96906	2	3		96906	5	17
MS35201-263	96906	4	22		96906	8	21
MS35206-212	96906	4	59	MS35690-402	96906	3	21
MS35206-216	96906	4	46		96906	3	42
MS35206-228	96906	4	37		96906	5	6
MS35206-231	96906	4	7	MS35690-502	96906	7	4
MS35206-302	96906	1	6		96906	8	5
MS35223-14	96906	4	56	MS35690-602	96906	3	5
MS35237-103	96906	20	7		96906	3	11
MS35241-50	96906	12	37		96906	13	21
MS35265-64	96906	14	34		96906	23	27
MS35295-31	96906	11	4	MS35690-611	96906	3	8
	96906	15	39		96906	3	13
	96906	16	20		96906	3	18
MS35295-36	96906	15	24		96906	3	25
	96906	16	9	MS35690-802	96906	13	18
MS35297-67	96906	16	5	MS35690-811	96906	3	16
MS35333-37	96906	23	23		96906	3	29
MS35333-38	96906	1	12		96906	3	31
	96906	1	20		96906	3	33
	96906	1	24		96906	3	35
MS35333-39	96906	2	9	MS35756-6	96906	12	45
	96906	3	39	MS35875-3	96906	11	8
	96906	5	18	MS35903-1	96906	17	19
	96906	8	22	MS35932-	96906	5	23
MS35333-40	96906	3	22	MS45904-76	96906	16	4
	96906	3	43	MS51009-1	96906	10	8
	96906	5	7	MS51011-10	96906	10	6
MS35333-41	96906	1	3	MS51011-13	96906	10	4
	96906	1	9		96906	10	7
	96906	7	3	MS51011-14	96906	10	5
MS35333-42	96906	16	3	MS90725-29	96906	1	8
MS35337-105	96906	13	19	MS90725-31	96906	5	24
MS35337-26	96906	8	13	MS90725-32	96906	1	2
MS35337-40	96906	4	57	MS90725-34	96906	8	7
	96906	4	60	MS90725-62	96906	13	16
MS35337-41	96906	4	11		96906	17	7
MS35337-43	96906	4	23	MS90725-74	96906	23	31
MS35338-103	96906	3	6	MS90726-60	96906	23	17
	96906	3	9		96906	23	21
	96906	3	12	MS90726-62	96906	23	6
	96906	3	14	MS90726-118	96906	13	14
	96906	3	19	MS90726-60	96906	8	18
	96906	3	24	MS90726-62	96906	13	12
MS35338-105	96906	3	17	MVH4DSPEC305962	66289	13	15
	96906	3	30	MX2433	82796	12	11
	96906	3	32	M2570	82796	12	42
	96906	3	36	NC140G	66289	17	5
MS35338-40	96906	4	47	N401P7C	1526	4	4
MS35338-42	96906	4	30	N402P37C11	1526	4	17
MS35338-45	96906	5	25		1526	4	38
	96906	8	6	N407P7C	1526	4	3
	96906	11	4	N81P13004C	1526	4	2
MS35338-46	96906	8	19	OW352	78480	9	6
	96906	13	22	OW363	78480	9	4
	96906	14	11	OW418T	78480	9	2
	96906	23	28	OW447	78480	9	3
MS35338-7	96906	15	13	PA291	66289	16	15
	96906	15	40	PA294	66289	18	21
	96906	16	10	PA333	66289	17	2

SECTION VII - INDEX-FEDERAL STOCK NUMBER AND REFERENCE NUMBER  
 CROSS-REFERENCE TO FIGURE AND ITEM NUMBER

REFERENCE NO.	MFG. CODE	FIG. NO.	ITEM NO.	REFERENCE NO.	MFG. CODE	FIG. NO.	ITEM NO.
PA340	66289	18	30	QD535A	66289	22	14
	66289	18	32	QD538A	66289	19	7
PA64	66289	22	16	QD595A	66289	20	16
PB148	66289	17	14	QD610A	66289	15	44
PB169A	66289	21	13	QD611	66289	16	19
PC110	66289	16	6	QD612A	66289	21	5
PC337	66289	15	36	QD613C	66289	15	32
PC396	66289	15	38	QD614	66289	16	22
PC406	66289	15	16	QD615A	66289	18	24
PD11	66289	16	1	QD616	66289	16	8
PD115-2	66289	18	4	2D617	66289	15	35
	66289	18	8	QD67	66289	19	18
	66289	18	10	QF33C	66289	17	12
	66289	18	13	Q5852	82796	12	36
PD12	66289	15	33	Q5939	82796	12	40
PD139-1	66289	15	1	RC91	66289	20	4
PD173A	66289	6	7	RD112	66289	22	12
PD195	66289	22	3	RF1128	66289	22	22
PD206	66289	15	14	RF1143	66289	22	23
PD246	81336	17	15	RF1225	66289	19	2
PD78	66289	11	2	RF1281	66289	20	60
PD79	66289	16	2	RF1343	66289	11	18
PE14	66289	18	5	RF1397	66289	19	3
	66289	18	11	RF269-2	66289	11	17
	66289	22	11		66289	18	40
PE17	66289	15	2	RJ159M	66289	20	1
PE3	66289	11	15	RK170	66289	17	26
	66289	11	20	RK182	66289	20	20
	66289	11	22	RM1122	66289	19	1
	66289	11	28	RM4472	66289	20	5
	66289	11	30	RS2477C	82796	12	56
	66289	11	33	SA58	66289	15	42
	66289	11	39	SA65C	66289	20	15
	66289	11	42	SA68	66289	21	4
	66289	15	9	SE20B3	66289	11	16
	66289	19	9	SE74YAH	66289	11	46
	66289	20	19	SE75B	66289	11	36
PE34A	66289	10	2	SE76B	66289	11	43
	66289	10	10	SE77E	66289	11	40
PE46	66289	19	20	SE77F	66289	11	34
PE46A	66289	11	45	SE78F1	66289	11	26
	66289	16	11	SE79E	66289	11	31
PE49	66289	20	8	SE80	66289	11	37
PE5	66289	17	8	SE82D	66289	11	23
PE6	66289	15	34	SE83D	66289	11	25
PE66	66289	17	4	ST1220	83386	23	23
PF101	66289	19	23	S2568	82796	12	60
PF144	66289	15	37	TA111B	66289	19	17
PF18	66289	20	17	TA112A	66289	18	39
	66289	22	1	TA112AS1	66289	18	27
PF52	66289	19	21	TA114S1	66289	19	12
PG1061	66289	15	10	TA115	66289	19	11
PG1062	66289	15	4	TA116	66289	19	16
PG558	66289	10	3	TB109	66289	18	20
PH14	66289	16	21	TC322DS1	66289	18	31
PH22A	66289	15	15		66289	18	33
	66289	21	3	TC346B	66289	18	35
PH299	66289	16	14	TC348S1	66289	18	29
PH77	66289	15	29	TC363B2	66289	18	25
PH77A	66289	6	5	TC363B2S1	66289	18	14
	66289	15	26	TC365	66289	6	6
PI115E	66289	6	12	TC368A	66289	6	8
PJ105	66289	20	11	TC398-15	66289	18	15
PK121	66289	6	9	TC403	66289	18	26
PL137	66289	22	15	TF96-10	66289	19	10
PL21	66289	18	38	TS2480	82796	12	55
PL53	66289	17	29	TT45AF11	66289	6	
PL83	66289	17	6	T8119	76700	15	7
PM108	66289	19	24	T84H	66289	18	3
PM111	66289	22	6	UX4631	82796	12	38
PM111-1	66289	6	10	U212W	66289	17	1
PM145	66289	19	14	VB134A10	66289	6	13
PM76	66289	18	6	VB98A5	66289	18	22
P10-1360	66289	11	11	VE339A	66289	6	2
P10-1361	66289	11	11	VE674A	66289	18	7
P10-1362	66289	11	12		66289	18	12
P17703	66289	11	9	VE689	66289	18	9
P5125292P1	1526	4	62	VE830	66289	15	11
QB75	66289	15	17	VE831	66289	6	3
QC71A	66289	15	19	WE182A	66289	16	18
QD527C	66289	17	11	WW2425	82796	12	64
QD527D	66289	17	10	XA33	66289	10	9



SECTION VII - INDEX-FEDERAL STOCK NUMBER AND REFERENCE NUMBER  
 CROSS-REFERENCE TO FIGURE AND ITEM NUMBER

REFERENCE NO.	MFG. CODE	FIG. NO.	ITEM NO.	REFERENCE NO.	MFG. CODE	FIG. NO.	ITEM NO.
XA33	66289	11	14	16CZP	41885	23	36
	66289	11	21	1615	71956	13	5
	66289	11	24	203025X	81596	23	42
	66289	11	27	206SZZ203-35	39443	14	36
	66289	11	29		39443	14	53
	66289	11	35	21FK420	56878	3	1
	66289	11	41	223B922G1	1526	4	44
	66289	15	21	223B929G1	1526	4	21
XA34	66289	11	38	223B930G1	1526	4	20
	66289	20	18	223B932P1	1526	4	35
XA36	66289	10	1	23041-1181	31435	14	26
	66289	11	19	23041-1191	31435	14	1
	66289	11	32	23041-1201	31435	14	16
XA56	66289	22	8	24-2	83090	3	49
XA66	66289	6	1	2517	71956	13	2
XA7	66289	22	10	26296	8645	5	2
XA8	66289	22	9	274A701P1	1526	4	54
XA80	66289	6	14	274A714G1	1526	4	58
XB54	66289	15	3	274A752G1	1526	4	42
XD13	66289	11	44	274A760P1	1526	4	8
XD15	66289	16	16	274A761P1	1526	4	37
	66289	19	4	3-4X1-2	14959	8	26
XD16	66289	18	1	3GROOVETYPED	71956	13	6
XD17	66289	15	12	3GROOVETYPED	71956	13	3
	66289	19	19	3V425	71956	13	1
	66289	20	13	30010-1003	31435	14	32
XD20	66289	15	25	30010-1009	31435	14	44
XD21	66289	21	2	30010-1220	31435	14	29
XD22	66289	15	28		31435	14	51
XD3	66289	15	8	30010-1025	31435	14	48
XD6	66289	19	8	30010-1026	31435	14	38
XE55	66289	20	10	30010-1031	31435	14	23
XH9	66289	18	34	30010-1039	31435	14	47
XK1	66289	15	23	30010-300	31435	14	39
XK2	66289	15	41	30010-301	31435	14	46
XX78328	83058	23	48	30010-302	31435	14	19
X11	66289	6	4	30010-320	31435	14	56
	66289	6	11	300100-1029	31435	14	25
X116	66289	22	5	300100-004	31435	14	
X2765	82796	12	25	30022-1002	31435	14	5
X39-70	75828	23	38	30022-1004	31435	14	13
YC66D	66289	15	30	30022-1006	31435	14	18
YL355-5	66289	10	11	30022-1008	31435	14	14
YL357-42	66289	15	27	30022-1010	31435	14	9
Z2514	82796	12	18	30022-1012	31435	14	6
05-322503	31435	14	30	30022-1017	31435	14	2
05-340201	31435	14	37	30022-1027	31435	14	15
05-360090	31435	14	49	30022-1033	31435	14	52
05-37001	31435	14	28		31435	14	54
05-374036	31435	14	42	3050	71177	13	20
05-631120	31435	14	43	318S14A	82796	12	58
05-700308	31435	14	3	34418	41885	23	34
05-700309	31435	14	7	34822	41885	23	40
06-130002	31435	14	58	4800-84	2032	5	14
06YH10	17178	23	9	4808-09-01	78189	4	39
6096	78480	9	5	4860-101	2032	8	24
1-1-4-150LBS	14959	15	6	4860-103	2032	23	45
1-1-4X1-1-4	72028	23	5	4860-105	2032	5	3
	72028	23	29	4860-107	2032	23	32
1-2IN	97028	8	25	4860-109	2032	8	4
1-2X1-1-8IN	14959	8	27	4860-110	2032	8	1
10S10D	82796	12	8	4860-113-1	2032	7	5
10S18D	82796	12	7	4860-113-2	2032	7	6
102153	73370	8	15	4860-114	2032	23	14
109024	73370	8	15	4860-115	2032	23	44
11559	73370	8	9	4860-118	2032	5	1
11582	78500	8	10	4860-119	2032	5	16
12098	79960	15	20	4860-136	2032	15	5
12384	73370	8	12	4860-14	2032	13	26
13211E3290-36	97403	1	16	4860-144-1	2032	5	11
13214E3290-18	82796	12	30	4860-144-2	2032	5	9
13214E3290-21	97403	23	1	4860-147	2032	23	10
	97403	23	24	4860-21	2032	1	4
13214E3290-36	97403	1	14	4860-24	2032	2	12
	97403	1	21	4860-25	2032	1	1
	97403	1	25	4860-26	2032	3	28
13214E3290-37	97403	8	2	4860-30-1	2032	3	47
13214E3290-63	97403	2	11	4860-30-2	2032	3	46
	97403	3	40	4860-38	2032	3	4
13214E3290-65	97403	5	19	4860-39	2032	23	47
	97403	8	23	4860-40	2032	5	26
13214E3290-78	97403	3	2	4860-44	2032	23	26
13214E3290-81	97403	3	23	4860-45	2032	1	10

## SECTION VII

SECTION VII - INDEX-FEDERAL STOCK NUMBER AND REFERENCE NUMBER  
CROSS-REFERENCE TO FIGURE AND ITEM NUMBER

REFERENCE NO.	MFG. CODE	FIG. NO.	ITEM NO.	REFERENCE NO.	MFG. CODE	FIG. NO.	ITEM NO.
4860-46-1	2032	23	18	4860-96	2032	1	15
4860-46-2	2032	23	19	4860-99	2032	5	20
4860-48	2032	5	5	4886S3-24	78553	1	19
4860-49	2032	3	34	49X4	79470	8	17
4860-50	2032	3	27		79470	9	1
4860-51	2032	5	8	49X4A	79470	5	22
4860-52	2032	1	7	5105-118S	79136	14	55
4860-55	2032	23	15	5310	73370	8	16
4860-63	2032	23	7	6S4L	82796	12	56
4860-66	2032	1	17		82796	12	61
4860-67	2032	8	20	6S6D	82796	12	10
4860-68	2032	13	23	6S6N	82796	12	1
4860-7	2032	5	10	6S6U	82796	12	32
4860-72	2032	13	10	6019-12A	91506	23	3
4860-77	2032	3	3	6220-1A	91506	23	2
4860-83	2032	3	26	730161	19207	3	44
4860-86	2032	2	7	8S8D	82796	12	20
4860-87	2032	2	6	8S6U	82796	12	27
4860-88	2032	13	17	85-12-260-16	94222	2	14
4860-91	2032	3	37	85-34-101-17	94222	2	13
4860-92	2032	3	15	9409908	75833	5	4
4860-93	2032	3	20		75833	5	21
4860-94	2032	3	10	9770096G12	1526	4	1
ITEMS NOT ILLUSTRATED							
STOCK NUMBER	GROUP NO.	REFERENCE NO.	MFG CODE	GROUP NO.			
2805-608-4998	24	DR24	66289	24			
2805-708-9423	24	Q12-4	66289	24			
2805-959-4014	24	Q28	66289	24			
2920-997-1454	24	SK90	82796	24			
5930-775-7577	24	YC66DS1	66289	24			

By Order of the Secretary of the Army:

Official:

VERNE L. BOWERS,  
*Major General, United States Army,*  
*The Adjutant General.*

W. C. WESTMORELAND,  
*General, United States Army,*  
*Chief of Staff.*

**Distribution:**

To redistributed in accordance with DA Form 12-25, Sec IV (qty rqr Block #718), Organizational maintenance requirements for Generator Sets, Engine Driven, 7.5 kw, D. C.





PIN : 025660-002